







This document is the property of Larsen & Toubro Limited, Construction, Buildings and Factories, EDRC B&F and must not be passed on to any third person or firm not authorised by us, nor be copied/made use of in full or part by such person or firm without our prior permission in writing

Certified True for Project	Certified True for Project
<u>Contractor</u> 	<u>PEAC</u>
<u>Design Consultant</u> 	<u>Employer's Engineer</u>
<u>Architectural Consultant</u> 	

					
20.01.2020	R0	Issued for Approval	Nahid Khan	G.Sanglian	Sanjay Singh
DATE	REV. NO.	DESCRIPTION	Designed	Checked	Approved

REVISIONS






L&T Construction
Buildings & Factories

ENGINEERING DESIGN AND RESEARCH CENTRE

CLIENT : INDIA INTERNATIONAL CONVENTION & EXHIBITION CENTRE LIMITED	 DEPT. OF INDUSTRIAL POLICY & PROMOTION MINISTRY OF COMMERCE & INDUSTRY GOVT. OF INDIA	KNOWLEDGE PARTNER: DELHI MUMBAI INDUSTRIAL CORRIDOR DEVELOPMENT CORPORATION
CLIENT ENGINEER: 	EMPLOYER REPRESENTATIVE: PEAC 	SUB CONSULTANT:

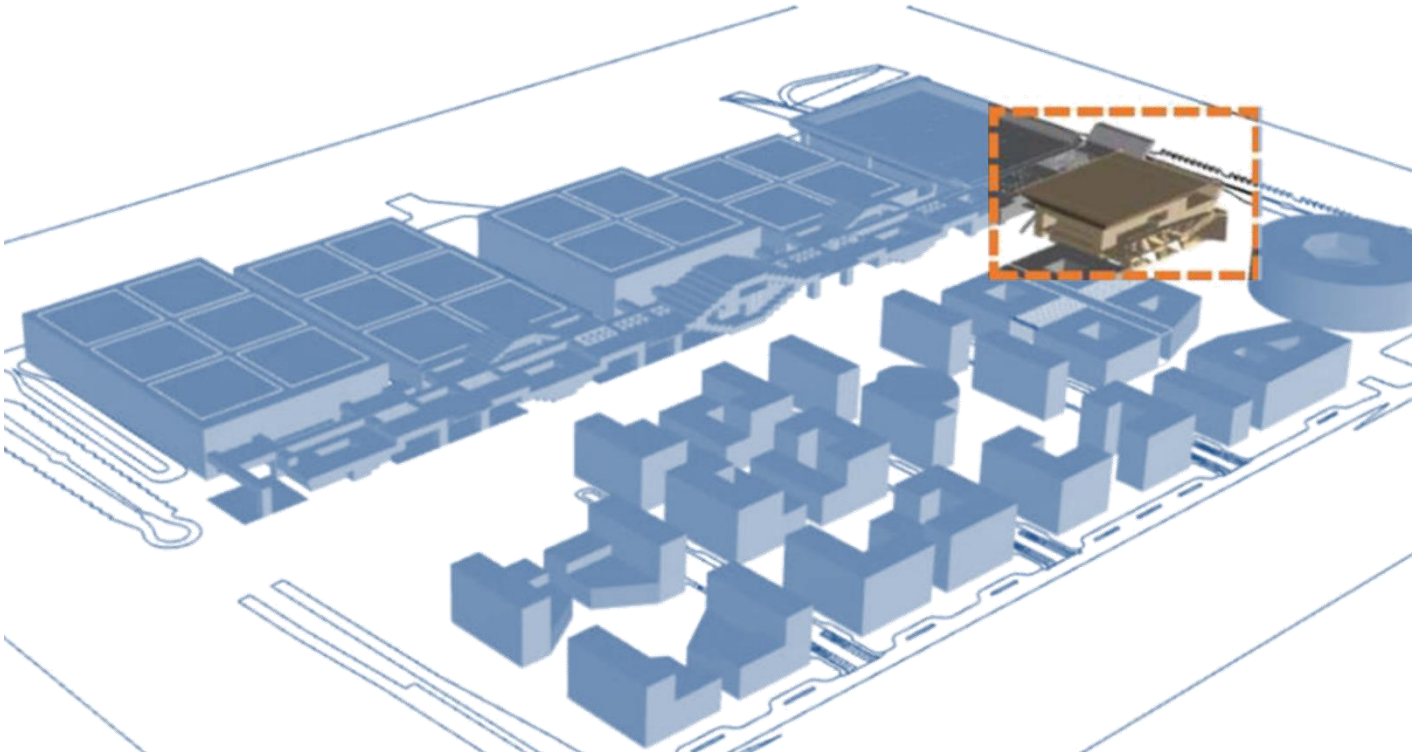
SUPPLIER / CONTRACTOR:	L&T CONSTRUCTION, BUILDINGS & FACTORIES
JOB No.	O17203
PROJECT :	INDIA INTERNATIONAL CONVENTION & EXPO CENTRE - PHASE 1, DWARKA, NEW DELHI

TOTAL NO. OF PAGES	45	TITLE : CONVENTION CENTRE: FINISHES MATRIX
DSGN	Nahid Khan  20.01.20	
CHKD	G.Sanglian  20.01.20	
APPD	Sanjay Singh  20.01.20	

Doc. No.	CODE	REV.
O 1 7 2 0 3 - A - S P - 0 7 - W D - 0 6 0 6	IS	R0

RELEASED FOR	<input type="checkbox"/> DD	<input type="checkbox"/> DTD	<input checked="" type="checkbox"/> GFC	<input type="checkbox"/> SHD	<input type="checkbox"/> ABD
---------------------	-----------------------------	------------------------------	-----------------------------------------	------------------------------	------------------------------

INDIA INTERNATIONAL CONVENTION & EXHIBITION CENTRE DWARKA



CONVENTION CENTRE INTERIOR FINISHES MATRIX

INDIA INTERNATIONAL CONVENTION & EXPO CENTRE – PHASE 1, DWARKA, NEW DELHI	Doc No.: 017203-A-SP-07-WD-0606	R0
------------------------------------------------------------------------------------------	----------------------------------------	-----------

INTERIOR FINISHES LEGENDS

Material code	Material name
FLOORING	
FL.01.01	Patterned Wool Carpet
FL.01.02	Patterned Wool Carpet
FL.01.03	Patterned Wool Carpet
FL.02	Hexagonal wood block floor
FL.03	Scene technical Wood Floor
FL.05	Venetian Terrazzo Floor with Brass plate joinery.
FL.06.C	White Natural Marble
FL.07.C	Ceramic Tile
FL.08	Hexagonal Wood block Floor
FL.09	Large Format Ceramic Tiles
FL.10.C	Epoxy Paint on Cement
FL.12.C	Exterior Granite Tiles on floor
FL.13.C	Natural Green zone/ Vegetation cover
FL.15	Black Terrazzo With Brass Plate Framing
FL.18.C	Raised Access Floor
FL.24	White Coating
FL.25	Venetian Terrazzo in 4 tones with Brass plate joinery
FL.26	Natural Granite Stone
FL.27	Exposed Concrete
FL.29.C	Kota Stone flooring in stairs
FL.30.C	To be decided as per approval (Kota suggested)
FL.31	Carpet Tiles

Material code	Material name
CEILING	
CE.01	Sound Absorbent Cylinders
CE.02.01	Sound Absorbent Stretched Ceiling
CE.02.02	Sound Absorbent Stretched Ceiling
CE.02.05	Sound reflective stretched w/ Geometrical Pattern
CE.03	Cylindrical Brass polished Tubes
CE.04	Honey comb Translucent Sound Absorbent Ceiling panel
CE.05	Acoustic Perforated Laminated Gypsum board
CE.06	Perforated Aluminium Triangular Ceiling panel
CE.08.C	Suspended continuous Gypsum (with registrable points)
CE.09.C	Patterned Exterior Ceiling GRC
CE.09.01	Patterned Perforated Exterior Ceiling (GRC)
CE.10	Magnesite Bonded Wood Wool Acoustic panel
CE.11	Solid Sound Absorbent Panels (3 finishes)
CE.12	Black unwoven fabric and absorbing polyurethane foam
CE.15	Exposed Concrete
CE.18	Acoustic Synthetic Polyfibre Panel Cloud
CE.20	Mineral Fibre Tile
CE.21	Acoustic Ceiling
CE.22	Metal Grid Ceiling
CE.25	Gypsum Grid Ceiling
CE.26.C	Moisture resistant gypsum board

Material code	Material name
WALL FINISH	
CL.01	Cast GFRG Wall Panels
CL.02	CNC Routed MDF Wall Panels
CL.03	Enamelled Xerographed Glass Cladding
CL.04	Xerographed Glass
CL.05	Solid Sound Absorbent Panel (3 Finishes)
CL.06	Perforated Aluminium Wall Panel
CL.07	Natural Wood Panels
CL.08.C	White Natural Marble
CL.09	Ceramic tile
CL.11	Black unwoven fabric and absorbing polyurethane foam
CL.12	White Marble with brass strips
CL.13	Emulsion Smooth Paint Matt Finish
CL.14.C	Exposed Concrete
CL.15.C	GRC Panels
CL.19.01	Escalators Cladding
CL.19.02	Elevator Cladding
CL.19.03	Vertical Baffle
CL.21	Black Marble
CL.28	Paint Finish
CL.30.C	Mirror Frame
CL.30.D	Mirror
CL.31	White Ceramic Cladding
CL.33	Laminated Glass
CL.35	Serigraphed Glass
CL.36	Bright stucco
CL.39	Cement Bonded Particle Board
CL.43	Aluminium Composite Panel
CL.49	Acrylic solid surface
CL.49.B	Granite stone

BASEMENT 2

LEVEL	ROOM NUMBER	ROOM NAME	FLOOR FINISH	CEILING FINISH	WALL FINISH	SKIRTING
B2	B2101	AUDI LIFT B (SHAFT)	–			–
B2	B2102	COR B	FL.12.C	CE.15	CL.13	–
B2	B2105	EVAC CORE G	FL.29.C	CE.15	CL.13	–
B2	B2106	EVAC CORE B	FL.29.C	CE.15	CL.13	–
B2	B2107	EVAC CORE E	FL.29.C	CE.15	CL.13	–
B2	B2112	LOADING LIFT A	–	–		–
B2	B2116	PARKING CORE	FL.29.C	CE.15	CL.13	–
B2	B2117	PARKING LIFT A	–	–		–
B2	B2118	PARKING LIFT B	–	–		–
B2	B2119	SERVICE LIFT A	–	–		–
B2	B2120	SERVICE LIFT B	–	–		–
B2	B2121	STAFF CHANGING RM (F)	FL.07.C	CE.26.C	CL.31.C	CL.49.B
					CL.28	
B2	B2122	STAFF CHANGING RM (M)	FL.07.C	CE.26.C	CL.31.C	CL.49.B
					CL.28	
B2	B2124	STAFF CIRC B	FL.30.C	CE.15	CL.13	–
B2	B2125	EVACUATION CORE F	FL.29.C	CE.15	CL.13	–
B2	B2126	STAFF CIRC D	FL.06.C	CE.06	CL.12	–
B2	B2128	STAFF CONTROL ACCESS	FL.10.C	CE.08.C	CL.13	–
				CE.25.C		
B2	B2129	STAFF CONTROL RM	FL.10.C	CE.08.C	CL.13	–
				CE.25		
B2	B2131	TECH RM AHU A	FL.10.C	CE.15	CL.13	–
B2	B2132	TECH RM AHU B	FL.10.C	CE.15	CL.13	–
B2	B2135	WORKSHOP RM A	FL.10.C	CE.21	CL.13	–
B2	B2136	WORKSHOP RM B	FL.10.C	CE.21	CL.13	–
B2	B2139	ARTIST CIRC	FL.02	CE.08.C	CL.07	–
B2	B2204	AUDI LIFT LOBBY B	FL.05	CE.06	CL.06	–
					CL.21	–
B2	B2205	AUDITORIUM SEATING AREA	For finish Refer F0205 in FO sheet	For finish Refer F0205 in FO sheet	For finish Refer F0205 in FO sheet	–
B2	B2208	PUB TOI. (F)	FL.09	CE.26.C	CL.09	CL.49.B
					CL.28	–
B2	B2209	PUB TOI (M)	FL.09	CE.26.C	CL.09	CL.49.B
					CL.28	–
B2	B2301	PARKING LOBBY	FL.26	CE.08.C	CL.13	–
B2	B2302	ARTIFICIAL VEGETATION	FL.13.C	–	CL.13	–
B2	B2506	PRS SHAFT	–	–	–	–
B2	B2600	SECURITY CHECK	FL.26	CE.08.C	CL.13	–

B2	B2601	STR	FL.10.C	CE.12	CL.13	–
B2	B2602	ELEC RM	FL.10.C	CE.15	CL.13	–
B2	B2603	VVIP LIFT LOBBY A	FL.06.C	CE.06	CL.12	–
					CL.06	
B2	B2604	VVIP LIFT A	–	–	–	–
B2	B2605	SERVICE LIFT LOBBY	FL.30.C	CE.15	CL.13	–
B2	B2606	COR A	FL.10.C	CE.15	CL.13	–
B2	B2607	CENTRAL COMMAND AND CONTROL	FL.10.C	CE.25	CL.13	–
				CE.08.C		–
B2	B2608	FEA-2	–	–	–	–
B2	B2610	J.C	FL.09	CE.15	CL.28.C	CL.49.B
B2	B2612	J.C	FL.09	CE.15	CL.28.C	CL.49.B
B2	B2613	VVIP LIFT B	–	–	–	–
B2	B2614	VIP CIRCULATION	FL.06.C	CE.06	CL.12	–
B2	B2615	FEA - 1		–		–
B2	B2616	LIFT LOBBY PRESS	–	–	–	–
B2	B2617	ELEC RM	FL.10.C	CE.15	CL.13	–
B2	B2618	LOBBY AREA	FL.06.C	CE.06	CL.06	–
					CL.36	–
B2	B2619	AUDI VESTIBULE	FL.02	CE.06	CL.07	–
B2	B2620	REHEARSAL RM 02	FL.02	CE.20	CL.07	–
				CE.08.C		–
B2	B2621	LOADING BAY MNGMNT OFFICE B	FL.26	CE.25	CL.13	–
				CE.08.C		–
B2	B2622	GARBAGE CHUTE	–	–	–	–
B2	B2623	WASTE ROOM	FL.10.C	CE.15	CL.13	–
B2	B2624	LIFT LOBBY PRESS SHAFT	–	–	–	–
B2	B2625	PHE SHAFT	–	–	–	–
B2	B2626	PHE SHAFT	–	–	–	–
B2	B2627	VIP LIFT	–	–	–	–
B2	B2628	FIRE TWR LIFT E	–	–	–	–
B2	B2629	FEA-1	–	–	–	–
B2	B2630	RA MASONARY TUNNEL		–		–
B2	B2631	PRESS SHAFT	–	–	–	–
B2	B2632	J.C	FL.09	CE.15	CL.28.C	CL.09
B2	B2634	FEA-2	–	–	–	–
B2	B2635	ICT SHAFT	–	–	–	–
B2	B2636	ELEC SHAFT	–	–	–	–
B2	B2641	PUB TOI A (M)	FL.09	CE.26.C	CL.28	CL.49.B
					CL.09	–
B2	B2642	PUB TOI A (F)	FL.09	CE.26.C	CL.28	CL.49.B
					CL.09	–

B2	B2645	CHWP SHAFT 4	-	-	-	-
B2	B2646	SEWAGE SUMP	FL.10.C	CE.15	CL.13	-
B2	B2647	DEWATERING PIT	-	-	-	-
B2	B2648	PLUMB SHAFT	-	-	-	-
B2	B2649	ST PRESS. SHAFT	-	-	-	-
B2	B2650	DEWATERING PIT	-	-	-	-
B2	B2651	SEWAGE SUMP/J.C	FL.09.C	CE.15	CL.13	CL.09
B2	B2652	PH.TOI	FL.09.C	CE.26.C	CL.28	-
					CL.09	-
B2	B2653	TOI CIR	FL.06.C	CE.08.C	CL.28	-
					CL.09	-
B2	B2654	J.C	FL.09	CE.15	CL.28.C	CL.09
B2	B2655	SEWAGE SUMP/J.C	FL.09	CE.15	CL.13	CL.09
B2	B2656	ICT SHAFT	-	-	-	-
B2	B2657	CHWP SHAFT	-	-	-	-
B2	B2658	J.C	FL.09	CE.15	CL.28.C	CL.09
B2	B2659	FEA 2	-	-	-	-
B2	B2660	HVAC SMOKE EXHAUST SHAFT	-	-	-	-
B2	B2661	PHE SHAFT 6	-	-	-	-
B2	B2662	SMOKE EXHAUST SHAFT	-	-	-	-
B2	B2663	SMOKE EXHAUST SHAFT	-	-	-	-
B2	B2664	SA CUTOUT ABOVE	-	-	-	-
B2	B2665	SA CUTOUT	-	-	-	-
B2	B2666	SEWAGE SUMP	FL.10.C	CE.15	CL.13	CL.49.B
B2	B2667	STORAGE	FL.10.C	CE.15	CL.13	-
B2	B2668	LIFT LOBBY PRESS	-	-	-	-
B2	B2671	SEWAGE SUMP ROOM	FL.10.C	CE.15	CL.13	CL.49.B
B2	B2672	LIFT LOBBY PRESS SHAFT	-	-	-	-
B2	B2673	LIFT LOBBY	FL.29.C	CE.15	CL.13	-
B2	B2674	LIFT LOBBY	FL.29.C	CE.15	CL.13	-
B2	B2675	FIRE TWR LIFT E	-	-	-	-
B2	B2677	FEA- 1	-	-	-	-
B2	B2678	LIFT LOBBY PRESS SHAFT	-	-	-	-
B2	B2679	FIRE TWR LIFT LOBBY	FL.29.C	CE.15	CL.13	-
B2	B2680	DRAINAGE SUMP	FL.29.C	-	-	-
B2	B2681	J.C	FL.09	CE.15	CL.28.C	CL.09
B2	B2682	J.C	FL.09	CE.15	CL.28.C	CL.09
B2	B2683	EMERGENCY EXIT	FL.02	CE.06	CL.07	-
B2	B2684	ST PRESS SHAFT	-	-	-	-
B2	B2685	ICT SHAFT	-	-	-	-
B2	B2686	STORE	FL.29.C	CE.15	CL.13	-
B2	B2687	AHU	FL.10.C	CE.15	CL.13	-

B2	B2688	SEWAGE SUMP	FL.10.C	–	–	–
B2	B2689	STAIRCASE-12	FL.29.C	–	CL.13	–
B2	B2690	STR A	FL.10.C	CE.12	CL.13	–
B2	B2691	DRINKING WATER COOLERS	FL.09.C	CE.15	CL.13	–
B2	BM100	PH TOI	FL.09	CE.26.C	CL.09	CL.49.B
					CL.28	–
B2	BM101	ARTISTS TOI	FL.09	CE.26.C	CL.31	CL.49.B
					CL.28	–
B2	BM102	ARTISTS CIRC A	FL.02	CE.25	CL.07	–
				CE.08.C		–
B2	BM104	ARTISTS CIRCULATION B	FL.02	CE.25	CL.07	–
				CE.08.C		–
B2	BM105	ARTISTS GREEN RM MAIN A	FL.02	CE.25	CL.07	–
				CE.08.C		–
B2	BM106	ARTISTS LIFT	–	–	–	–
B2	BM108	CHANGING RM A	FL.09	CE.26.C	CL.13	CL.49.B
B2	BM109	CHANGING RM A TOILETS	FL.09	CE.26.C	CL.31	CL.49.B
					CL.28	–
B2	BM110	CHANGING RM B	FL.09	CE.26.C	CL.13	CL.49.B
B2	BM111	CHANGING RM B TOILETS	FL.09	CE.26.C	CL.31	CL.49.B
					CL.28	–
B2	BM112	CHANGING RM C	FL.09	CE.26.C	CL.13	CL.49.B
B2	BM113	CHANGING RM C TOILETS	FL.09	CE.26.C	CL.31	CL.49.B
					CL.28	–
B2	BM114	CHANGING RM D	FL.09	CE.26.C	CL.13	CL.49.B
B2	BM115	CHANGING RM D1 TOILETS	FL.09	CE.26.C	CL.31	CL.49.B
					CL.28	–
B2	BM116	CHANGING RM D2 TOILETS	FL.09	CE.26.C	CL.31	CL.49.B
					CL.28	–
B2	BM117	CHOIR CHANGING RM A	FL.09	CE.26.C	CL.13	CL.49.B
B2	BM118	CHOIR CHANGING RM B	FL.09	CE.26.C	CL.13	CL.49.B
B2	BM119	CHOIR TOILETS A (F)	FL.09	CE.26.C	CL.31	CL.49.B
					CL.28	–
B2	BM121	CHOIR TOILETS B (M)	FL.09	CE.26.C	CL.31	CL.49.B
					CL.28	–
B2	BM123	COSTUME RM	FL.09	CE.25	CL.13	–
				CE.08.C		–
B2	BM124	EVACUATION CORE C	FL.29.C	CE.15	CL.13	–
B2	BM126	GREEN RM AREA	FL.09	CE.25	CL.13	–
				CE.08.C		–
B2	BM127	LOADING BAY A	–	CE.25	CL.13	–

				CE.08.C		–
B2	BM128	LOADING BAY B	–	CE.25	CL.13	–
				CE.08.C		–
B2	BM130	ORCHESTRA CHANGING RM A	FL.09	CE.26.C	CL.13	CL.49.B
B2	BM131	ORCHESTRA CHANGING RM B	FL.09	CE.26.C	CL.13	CL.49.B
B2	BM132	ORCHESTRA TOILETS A	FL.09	CE.26.C	CL.31	CL.49.B
					CL.28	–
B2	BM134	ORCHESTRA TOILETS B (F)	FL.09	CE.26.C	CL.31	CL.49.B
					CL.28	–
B2	BM136	REHEARSAL RM 01	FL.02	CE.20	CL.07	–
B2	BM137	HAIR DRESSER	FL.09.C	CE.25	CL.13	–
				CE.08.C		–
B2	BM200	AUDITORIUM STAGE	For finish Refer F0205	For finish Refer F0205	For finish Refer F0205	–
B2	BM600	STORAGE	FL.10.C	CE.15	CL.13	–
B2	BM601	SERVICE CIRCULATION	FL.02	CE.25	CL.13	–
				CE.08.C		–
B2	BM602	ARTISTS / STAFF CIRCULATION	FL.06.C	CE.06	CL.07	–
B2	BM603	VIP DROP OFF	FL.12.C	CE.08.C	CL.13	–
B2	BM606	FEA - 1	–	–	–	–
B2	BM607	STAIRCASE PRESS SHAFT	–	–	–	–
B2	BM608	SA DUCT	–	–	–	–
B2	BM609	FEA - 1	–	–	–	–
B2	BM610	FEA - 1	–	–	–	–
B2	BM611	FEA - 1	–	–	–	–
B2	BM612	PHE SHAFT	–	–	–	–
B2	BM613	SA DUCT	–	–	–	–
B2	BM614	FEA - 1	–	–	–	–
B2	BM615	SERVICE TUNNEL	FL.10.C	CE.15	CL.13	–
B2	BM616	FIRE TWR LIFT LOBBY	FL.06.C	CE.25	CL.13	–
B2	BM617	ARTIST BUFFER SPACE	FL.02	CE.08.C	CL.07	–
B2	BM618	ARTIST BUFFER SPACE	FL.02	CE.08.C	CL.07	–
B2	BM619	PH.TOI	FL.07.C	CE.26.C	CL.31	CL.49.B
					CL.28	–
B2	BM620	VIP LIFT LOBBY	FL.06.C	CE.06	CL.12	–
B2	BM621	FEA - 1	–	–	–	–
B2	BM622	FEA - 1	–	–	–	–
B2	BM623	FEA - 1	–	–	–	–
B2	BM624	PARKING LIFT LOBBY	FL.26	CE.08.C	CL.13	–
B2	BM625	CIRCULATION	FL.30.C	CE.15	CL.13	–
B2	BM626	PUB TOI A (PH)	FL.09	CE.26.C	CL.09	CL.49.B
					CL.28	–
B2	BM627	PARKING LOBBY	FL.26	CE.15	CL.13	–
		CIRCULATION LOBBY NEXT TO LIFT	FL.10.C			–

BASEMENT 1

LEVEL	ROOM NUMBER	ROOM NAME	FLOOR FINISH	CEILING FINISH	WALL FINISH	SKIRTING
B1	B1300	ACREDITATION MACHINES A	FL.12.C	CE.15	CL.13	
B1	B1301	ACREDITATION MACHINES B	FL.12.C	CE.15	CL.13	
B1	B1600	AHU ROOM	FL.10.C	CE.15	CL.13	–
B1	B1638	AHU ROOM	FL.10.C	CE.15	CL.13	–
B1	B1657	AHU ROOM	FL.10.C	CE.15	CL.13	–
B1	B1620	ARTIST GREEN ROOM	FL.02	CE.25	CL.07	–
				CE.08.C		
B1	B1100	ARTISTS LIFT	–	–	–	
B1	B1201	AUDI CIRCULATION A	FL.06.C	CE.06	CL.12	
B1	B1202	AUDI CIRCULATION B	FL.05	CE.08.C	CL.07	
B1	B1626	AUDI ENTRANCE A	FL.02	CE.06	CL.07	–
B1	B1627	AUDI ENTRANCE B	FL.02	CE.06	CL.07	–
B1	B1204	AUDI LIFT LOBBY A	FL.05	CE.06	CL.06	
					CL.21	
B1	B1101	AUDI LIFT SHAFT B1	–	–		
B1	B1102	AUDI LIFT SHAFT B2	–	–		
B1	B1200	AUDI SEATING AREA A	For finish Refer F0205 in FO sheet	For finish Refer F0205 in FO sheet	For finish Refer F0205 in FO sheet	
B1	B1628	AUDI SEATING AREA B	For finish Refer F0205 in FO sheet	For finish Refer F0205 in FO sheet	For finish Refer F0205 in FO sheet	–
B1	B1210	AUDI TOI A F	FL.09	CE.26.C	CL.09	CL.49.B
					CL.28	
B1	B1212	AUDI TOI A M	FL.09	CE.26.C	CL.09	CL.49.B
					CL.28	
B1	B1213	AUDI TOI B F	FL.09	CE.26.C	CL.09	CL.49.B
					CL.28	
B1	B1214	AUDI TOI B M	FL.09	CE.26.C	CL.09	CL.49.B
					CL.28	
B1	B1629	CAFETERIA	FL.26	CE.05	CL.09	–
B1	B1630	CAFETERIA KITCHEN	FL.07.C	CE.22	CL.09	–
B1	B1303	CC RM TOI A FEMALE	FL.09	CE.26.C	CL.09	CL.49.B
					CL.28	
B1	B1304	CC RM TOI A MALE	FL.09	CE.26.C	CL.09	CL.49.B
					CL.28	
B1	B1306	CC RM TOI B (F)	FL.09	CE.26.C	CL.09	CL.49.B
					CL.28	
B1	B1308	CC RM TOI B (M)	FL.09	CE.26.C	CL.09	CL.49.B
					CL.28	

B1	B1647	CHW SHAFT 4	—	—	—	—
B1	B1136	CHWP SHAFT 2	—	—	—	—
B1	B1658	CHWP SHAFT 3	—	—	—	—
B1	B1667	CLOAK ROOM	FL.06	CE.26.C	CL.13	—
B1	B1219	CONF ROOM 1	FL.05	CE.01	CL.02	—
					CL.04	—
B1	B1635	CORRIDOR	FL.05	CE.06	CL.13	—
B1	B1645	DRINKING WATER COOLERS	FL.09.C	CE.15	CL.13	—
B1	B1108	ELEC RM	FL.10.C	CE.15	CL.13	—
B1	B1109	ELEC ROOM C	FL.10.C	CE.15	CL.13	—
B1	B1500	ELEC SHAFT	—	—	—	—
B1	B1501	ELEC SHAFT B	—	—	—	—
B1	B1111	EMER. EXIT B	FL.05	CE.08.C	CL.13	—
B1	B1114	EVAC CORE A	FL.29.C	CE.15	CL.13	—
B1	B1118	EVAC CORE C	FL.29.C	CE.15	CL.13	—
B1	B1116	EVAC CORE G	FL.29.C	CE.15	CL.13	—
B1	B1117	EVACUATION CORE B	FL.29.C	CE.15	CL.13	—
B1	B1119	EVACUATION CORE D	FL.29.C	CE.15	CL.13	—
B1	B1120	EVACUATION CORE E	FL.29.C	CE.15	CL.13	—
B1	B1123	EVACUATION CORE F	FL.29.C	CE.15	CL.13	—
B1	B1632	EXHAUST SHAFT	—	—	—	—
B1	B1639	EXHAUST SHAFT	—	—	—	—
B1	B1663	EXHAUST SHAFT	—	—	—	—
B1	B1656	FA SHAFT	—	—	—	—
B1	B1696	FEA	—	—	—	—
B1	B1668	FEA - 1	—	—	—	—
B1	B1601	FEA - 2	—	—	—	—
B1	B1637	FEA - 2	—	—	—	—
B1	B1700	FEA 1	—	—	—	—
B1	B1669	FEA 2	—	—	—	—
B1	B1134	FEA-1	—	—	—	—
B1	B1640	FEA-1	—	—	—	—
B1	B1609	FEA-2	—	—	—	—
B1	B1624	FEA-2	—	—	—	—
B1	B1611	FEMALE ABLUTION AREA	FL.30.C	CE.26.C	CL.13	—
					CL.09.C	—
B1	B1616	FEMALE PRAYER RM	FL.30.C	CE.25	CL.13	—
				CE.08.C		—
B1	B1672	FHC	—	—	—	—
B1	B1673	FHC	—	—	—	—
B1	B1124	FINISHING KITCHEN	FL.07.C	CE.22	CL.09	—
B1	B1604	FIRE TWR LIFT	—	—	—	—
B1	B1653	FIRE TWR LIFT	—	—	—	—

B1	B1674	FIRE TWR LIFT	—	—	—	—
B1	B1132	FIRE TWR LIFT G	—	—	—	—
B1	B1671	FIRE TWR LIFT A	—	—	—	—
B1	B1648	FIRE TWR LIFT LOBBY	FL.29.C	CE.15	CL.13	—
B1	B1675	FIRE TWR LIFT LOBBY	FL.29.C	CE.15	CL.13	—
B1	B1677	FIRE TWR LIFT LOBBY	FL.29.C	CE.15	CL.13	—
B1	B1680	FIRE TWR LIFT LOBBY	FL.29.C	CE.15	CL.13	—
B1	B1683	FIRE TWR LIFT LOBBY	FL.29.C	CE.15	CL.13	—
B1	B1115	FIRST AID EMERGENCY RM	FL.29.C	CE.08.C	CL.31.C	—
B1	B1311	FRISK AREA A	FL.09	CE.08.C	CL.13	—
B1	B1698	FRISK AREA B	FL.05	CE.08.C	CL.13	—
B1	B1646	GARBAGE CHUTE	—	—	—	—
B1	B1400	HOLDING AREA	FL.12.C	CE.09.C	—	—
B1	B1126	ICT SHAFT	—	—	—	—
B1	B1502	ICT SHAFT	—	—	—	—
B1	B1517	ICT SHAFT	—	—	—	—
B1	B1686	ICT SHAFT	—	—	—	—
B1	B1610	ICT SHAFT 2	—	—	—	—
B1	B1313	INFO & RECEPTION	FL.12.C	CE.08.C	CL.13	—
B1	B1216	INTERPRETER CIRC B	FL.30.C	CE.10	CL.13	—
B1	B1215	INTERPRETER CIRC CORE H	FL.29.C	CE.15	CL.13	—
B1	B1302	J.C	FL.09	CE.15	CL.28.C	CL.09
B1	B1660	J.C	FL.09	CE.15	CL.28.C	CL.09
B1	B1688	J.C	FL.09	CE.15	CL.28.C	CL.09
B1	B1689	J.C	FL.09	CE.15	CL.28.C	CL.09
B1	B1690	J.C	FL.09	CE.15	CL.28.C	CL.09
B1	B1691	J.C	FL.09	CE.15	CL.28.C	CL.09
B1	B1692	J.C	FL.09	CE.15	CL.28.C	CL.09
B1	B1693	J.C	FL.09	CE.15	CL.28.C	CL.09
B1	B1694	J.C	FL.09	CE.15	CL.28.C	CL.09
B1	B1684	LEVEL DOCKER	FL.30.C	CE.15	CL.13	—
B1	B1165	LIFT	—	—	—	—
B1	B1679	LIFT LOBBY	FL.29.C	CE.15	CL.13	—
B1	B1519	LIFT LOBBY PRESS SHAFT	—	—	—	—
B1	B1612	LIFT LOBBY PRESS SHAFT	—	—	—	—
B1	B1621	LIFT LOBBY PRESS SHAFT	—	—	—	—
B1	B1634	LIFT LOBBY PRESS SHAFT	—	—	—	—
B1	B1636	LIFT LOBBY PRESS SHAFT	—	—	—	—
B1	B1652	LIFT LOBBY PRESS SHAFT	—	—	—	—
B1	B1670	LIFT LOBBY PRESS SHAFT	—	—	—	—

B1	B1681	LIFT LOBBY PRESS SHAFT	—	—	—	—
B1	B1604	LIFT LOBBY PRESS SHAFT 8	—	—	—	—
B1	B1128	LOADING BAY A	FL.30.C	CE.15	CL.13	—
B1	B1129	LOADING BAY MNGMNT OFFICE A	FL.10.C	CE.25	CL.13	—
				CE.08.C		
B1	B1314	LOBBY STAIRS	—	—	CL.19.01	—
B1	B1676	LV SHAFT	—	—	—	—
B1	B1659	MALE ABLUTION AREA	FL.30.C	CE.26.C	CL.13	—
					CL.09.C	
B1	B1662	MALE PRAYER RM	FL.30.C	CE.25	CL.13	—
				CE.08.C		
B1	B1135	MOB PART CLOSET	FL.05	—	—	—
B1	B1617	PANTRY	FL.07.C	CE.25	CL.09	—
				CE.08.C		
B1	B1137	PARK LIFT SHAFT A	—	—	—	—
B1	B1138	PARK LIFT SHAFT B	—	—	—	—
B1	B1625	PHE SHAFT 1	—	—	—	—
B1	B1608	PHE SHAFT 6	—	—	—	—
B1	B1127	PHE SHAFT 7	—	—	—	—
B1	B1651	PHE SHAFT 8	—	—	—	—
B1	B1508	PLUMB SHAFT	—	—	—	—
B1	B1526	PLUMB SHAFT	—	—	—	—
B1	B1529	PLUMB SHAFT	—	—	—	—
B1	B1650	PRESS SHAFT 10	—	—	—	—
B1	B1522	PRESS SHAFT 5 & 6	—	—	—	—
B1	B1523	PRESS SHAFT 6	—	—	—	—
B1	B1524	PRESS SHAFT 7 & 8	—	—	—	—
B1	B1649	PRESS. SHAFT	—	—	—	—
B1	B1107	PTR	FL.10.C	CE.15	CL.13	—
B1	B1139	PUB LIFT SHAFT A	—	—	—	—
B1	B1140	PUB LIFT SHAFT B	—	—	—	—
B1	B1141	PUB LIFT SHAFT C	—	—	—	—
B1	B1142	PUB LIFT SHAFT D	—	—	—	—
B1	B1315	PUBLIC CIRCULATION AND LOBBY	FL.05	CE.06	CL.06	—
			FL.15		CL.21	—
					CL.33	—
					CL.36	—
B1	B1664	PUBLIC TOI (F)	FL.09	CE.26.C	CL.09	CL.49.B
B1	B1665	PUBLIC TOI (M)	FL.09	CE.26.C	CL.09	CL.49.B
B1	B1515	RA SHAFT	—	—	—	—
B1	B1641	RA SHAFT	—	—	—	—
B1	B1643	RA SHAFT	—	—	—	—

B1	B1644	RA SHAFT	—	—	—	—
B1	B1309	ROOM 1 ENT A	FL.05	CE.06	CL.06	—
B1	B1310	ROOM 1 ENT B	FL.05	CE.06	CL.06	—
B1	B1317	SECURITY CHECK	FL.05	CE.06	CL.06	—
					CL.36	—
B1	B1699	SECURITY CHECK	FL.05	CE.06	CL.06	—
					CL.36	—
B1	B1631	SECURITY PERSONNEL	FL.06.C	CE.08.C	CL.07	—
B1	B1144	SERVICE LIFT SHAFT A	—	—	—	—
B1	B1145	SERVICE LIFT SHAFT B	—	—	—	—
B1	B1504	SMOKE EXHAUST SHAFT	—	—	—	—
B1	B1613	ST PRESS SHAFT	—	—	—	—
B1	B1685	ST PRESS SHAFT	—	—	—	—
B1	B1642	ST PRESS. SHAFT 3	—	—	—	—
B1	B1697	ST. PRESS SHAFT 1	—	—	—	—
B1	B1150	STAFF AREA B	FL.07.C	CE.08.C	CL.09	—
B1	B1153	STAFF CIRC C	FL.30.C	CE.15	CL.13	—
B1	B1687	STAFF CONTROL ROOM	FL.12.C	CE.25	CL.13	—
				CE.08.C		—
B1	B1157	STAFF TOI (F)	FL.07.C	CE.26.C	CL.31.C	CL.49.B
					CL.28	—
B1	B1158	STAFF TOI (M)	FL.07.C	CE.26.C	CL.31.C	CL.49.B
					CL.28	—
B1	B1155	STAFF TOI A F	FL.07.C	CE.26.C	CL.31.C	CL.49.B
					CL.28	—
B1	B1156	STAFF TOI A M	FL.07.C	CE.26.C	CL.31.C	CL.49.B
					CL.28	—
B1	B1159	STAFF TOI COMM	FL.07.C	CE.26.C	CL.31.C	CL.49.B
					CL.28	—
B1	B1162	STAIR 12	FL.29.C	CE.15	CL.13	—
B1	B1160	STORAGE A	FL.10.C	CE.15	CL.13	—
B1	B1618	STORE	FL.10.C	CE.15	CL.13	—
B1	B1602	STR	FL.10.C	CE.12	CL.13	—
B1	B1603	STR A	FL.10.C	CE.12	CL.13	—
B1	B1614	STR B	FL.10.C	CE.12	CL.13	—
B1	B1701	SUMP ROOM	FL.30.C	—	CL.13	—
B1	B1702	SUMP ROOM	FL.30.C	—	CL.13	—
B1	B1163	TECHNICAL AHU	FL.10.C	CE.15	CL.13	—
B1	B1401	TERRACE A	FL.12.C	CE.09.C	—	—
B1	B1402	TERRACE B	FL.12.C	CE.09.C	—	—
B1	B1318	TICKET OFFICE & INFO	FL.12.C	CE.08.C	CL.13	—
B1	B1655	TOI (PH)	FL.09	CE.26.C	CL.09	CL.49.B

					CL.28	
B1	B1666	VIP LIFT LOBBY	FL.06.C	CE.06	CL.12	—
B1	B1695	VIP LOBBY	FL.06.C	CE.08.C	CL.08.C	—
B1	B1619	VIP LOUNGE	FL.06.C	CE.08.C	CL.08.C	—
B1	B1220	VIP SEATS	FL.02	CE.11	CL.43	—
B1	B1321	VIP TOILETS FEMALE	FL.06.C	CE.26.C	CL.08.C	—
B1	B1322	VIP TOILETS MALE	FL.06.C	CE.26.C	CL.08.C	—
B1	B1622	VIP UNISEX PWD	FL.06.C	CE.26.C	CL.08.C	—
B1	B1623	VIP UNISEX PWD	FL.06.C	CE.26.C	CL.08.C	—
B1	B1682	VIP UNISEX PWD	FL.06.C	CE.26.C	CL.08.C	—
B1	B1654	VVIP LIFT	—	—	—	—
B1	B1607	VVIP LIFT B	—	—	—	—
B1	B1615	VVIP LIFT C	—	—	—	—
B1	B1606	VVIP LIFT LOBBY	FL.06.C	CE.06	CL.12	—
					CL.06	
B1	B1633	VVIP LIFT LOBBY	FL.06.C	CE.08.C	CL.21	—
B1	B1324	VVIP TOI CIRC	FL.06.C	CE.08.C	CL.07	—
B1	B1325	VVIP TOI F	FL.06.C	CE.26.C	CL.08.C	—
B1	B1327	VVIP TOI M	FL.06.C	CE.26.C	CL.08.C	—
B1	B1661	WASHING AREA	FL.30.C	CE.15	CL.13	—

GROUND FLOOR

LEVEL	ROOM NUMBER	ROOM NAME	FLOOR FINISH	CEILING FINISH	WALL FINISH	SKIRTING
FO	F0639	VVIP POWDER RM B	FL.06.C	CE.26.C	CL.08.C	-
FO	F0637	VVIP POWDER RM A	FL.06.C	CE.26.C	CL.08.C	-
FO	F0316	VVIP LOUNGE	FL.02	CE.06	CL.12	-
FO	F0609	VVIP LOUNGE	FL.02	CE.06	CL.12	-
FO	F0622	VVIP LOBBY	FL.06.C	-	CL.12	-
					CL.36	
FO	F0611	VVIP LIFT LOBBY	FL.06.C	CE.06	CL.12	-
					CL.06	-
FO	F0612	VVIP LIFT B	-	-	-	-
FO	F0151	VVIP LIFT A	-	-	-	-
FO	F0641	VVIP CIRC	FL.06.C	CE.06	CL.12	-
					CL.36	
FO	F0150	VIP LIFT	-	-	-	-
FO	F0150	VIP LIFT	-	-	-	-
FO	F0317	VIP LIFT	-	-	-	-
FO	F0147	TOI	FL.09	CE.26.C	CL.09	CL.49.B
					CL.28	
FO	F0638	STR RM	FL.10.C	CE.12	CL.13	-
FO	F0602	STR A	FL.10.C	CE.12	CL.13	-
FO	F0108	STR	FL.10.C	CE.15	CL.13	-
FO	F0626	STORAGE	FL.10.C	CE.15	CL.13	-
FO	F0636	STORAGE	FL.10.C	CE.15	CL.13	-
FO	F0675	STAIR 12	FL.29.C	CE.15	CL.13	-
FO	F0144	STAFF TOI	FL.07.C	CE.26.C	CL.31.C	CL.49.B
					CL.28	
FO	F0143	STAFF CIRCULATION	FL.30.C	CE.15	CL.13	-
FO	F0620	STAFF CIRC B	FL.30.C	CE.25	CL.13	-
				CE.08.C		
FO	F0619	STAFF CIRC A	FL.06.C	CE.06	CL.13	-
FO	F0695	ST PRESS SHAFT 2	-	-	-	-
FO	F0522	ST PRESS SHAFT 1	-	-	-	-
FO	F0631	ST PRESS SHAFT	-	-	-	-
FO	F0663	ST PRESS SHAFT	-	-	-	-
FO	F0673	ST PRESS SHAFT	-	-	-	-
FO	F0696	ST PRESS SHAFT	-	-	-	-
FO	F0651	SMOKE EXHAUST SHAFT	-	-	-	-
FO	F0670	SMOKE EXHAUST SHAFT	-	-	-	-
FO	F0141	SERVICE LIFT B	-	-	-	-
FO	F0140	SERVICE LIFT A	-	-	-	-
FO	F0667	SA CUTOUT	-	-	-	-
FO	F0304	RECPTION COUNTER A	FL.12.C	CE.08.C	CL.13	-
FO	F0600	RA SHAFT	-	-	-	-

FO	F0604	RA SHAFT	--	--	--	-
FO	F0668	RA CUTOUT	--	--	--	-
FO	F0645	PUBLIC TOI (PH)	FL.09	CE.26.C	CL.09	CL.49.B
					CL.28	
FO	F0697	PUBLIC TOI (PH)	FL.09	CE.26.C	CL.09	CL.49.B
					CL.28	
FO	F0139	PUBLIC LIFT F	--	--	--	-
FO	F0138	PUBLIC LIFT E	--	--	--	-
FO	F0137	PUBLIC LIFT D	--	--	--	-
FO	F0136	PUBLIC LIFT C	--	--	--	-
FO	F0135	PUBLIC LIFT B	--	--	--	-
FO	F0134	PUBLIC LIFT A	--	--	--	-
FO	F0307	PUBLIC LIFT	--	--	--	-
FO	F0129	PTR	FL.10.C	CE.15	CL.13	-
FO	F0526	PRESS. SHAFT	--	--	--	-
FO	F0521	PRESS SHAFT 1	--	--	--	-
FO	F0623	PRESS SHAFT	--	--	--	-
FO	F0640	PRESS SHAFT	--	--	--	-
FO	F0510	PLUMB SHAFT	--	--	--	-
FO	F0538	PLUMB SHAFT	--	--	--	-
FO	F0659	PHE SHAFT 2	--	--	--	-
FO	F0505	PHE SHAFT	--	--	--	-
FO	F0653	PHE SHAFT	--	--	--	-
FO	F0656	PHE SHAFT	--	--	--	-
FO	F0662	PHE SHAFT	--	--	--	-
FO	F0666	PHE SHAFT	--	--	--	-
FO	F0613	PANTRY A	FL.09	CE.25	CL.09	-
				CE.08.C		
FO	F0633	MEP	FL.10.C	CE.15	CL.13	-
FO	F0230	MAIN HALL B EXTRANCE	FL.02	CE.08.C	CL.07	-
FO	F0615	LV SHAFT-1	--	--	--	-
FO	F0658	LV SHAFT 3	--	--	--	-
FO	F0614	LV SHAFT	--	--	--	-
FO	F0305	LOBBY STAIRS	--	--	--	-
FO	F0131	LOADING LIFT LOBBY	FL.30.C	CE.15	CL.13	-
FO	F0678	LIFT SHAFT	--	--	--	-
FO	F0679	LIFT SHAFT	--	--	--	-
FO	F0648	LIFT PRESS SHAFT	--	--	--	-
FO	F0650	LIFT PRESS SHAFT	--	--	--	-
FO	F0686	LIFT LOBBY PRESS SHAFT 9	--	--	--	-
FO	F0683	LIFT LOBBY PRESS SHAFT 8	--	--	--	-
FO	F0688	LIFT LOBBY PRESS SHAFT 1	--	--	--	-

FO	F0525	LIFT LOBBY PRESS SHAFT	-	-	-	-
FO	F0664	LIFT LOBBY PRESS SHAFT	-	-	-	-
FO	F0665	LIFT LOBBY PRESS SHAFT	-	-	-	-
FO	F0691	LIFT LOBBY PRESS SHAFT	-	-	-	-
FO	F0680	LIFT LOBBY PRESS	-	-	-	-
FO	F0601	J.C	FL.09	CE.15	CL.28.C	CL.09
FO	F0608	J.C	FL.09	CE.15	CL.28.C	CL.09
FO	F0610	J.C	FL.09	CE.15	CL.28.C	CL.09
FO	F0625	J.C	FL.09	CE.15	CL.28.C	CL.09
FO	F0310	INTERIOR VEGETATED AREA	FL.13.C	CE.06	CL.06	-
FO	F0228	INPTR VERTICAL CORE H	FL.29.C	CE.15	CL.13	-
FO	F0227	INPTR TOI (M)	FL.07.C	CE.26.C	CL.31.C	CL.49.B
					CL.28	
FO	F0226	INPTR TOI (F)	FL.07.C	CE.26.C	CL.31.C	CL.49.B
					CL.28	
FO	F0224	INPTR CIRC EH	FL.01.01	CE.10	CL.11	-
				CE.08.C		
FO	F0223	INPTR CIRC AD	FL.01.01	CE.10	CL.11	-
				CE.08.C		
FO	F0225	INPTR CIRC	FL.26.C	CE.10	CL.11	-
				CE.08.C		
FO	F0222	INPTR BOOTH H	FL.01.01	CE.12	CL.11	-
FO	F0221	INPTR BOOTH G	FL.01.01	CE.12	CL.11	-
FO	F0220	INPTR BOOTH F	FL.01.01	CE.12	CL.11	-
FO	F0219	INPTR BOOTH E	FL.01.01	CE.12	CL.11	-
FO	F0218	INPTR BOOTH D	FL.01.01	CE.12	CL.11	-
FO	F0217	INPTR BOOTH C	FL.01.01	CE.12	CL.11	-
FO	F0215	INPTR BOOTH B	FL.01.01	CE.12	CL.11	-
FO	F0216	INPTR BOOTH B	FL.01.01	CE.12	CL.11	-
FO	F0642	INFO	FL.12.C	CE.08.C	CL.13	-
FO	F0506	ICT SHAFT C	-	-	-	-
FO	F0654	ICT SHAFT	-	-	-	-
FO	F0693	ICT SHAFT	-	-	-	-
FO	F0698	ICT SHAFT	-	-	-	-
FO	F0632	GARBAGE CHUTE	-	-	-	-
FO	F0302	FRISKING AREA	FL.05	CE.06	CL.13	-
FO	F0682	FIRE TWR LIFT LOBBY	FL.29.C	CE.15	CL.13	-
FO	F0684	FIRE TWR LIFT LOBBY	FL.29.C	CE.15	CL.13	-
FO	F0685	FIRE TWR LIFT LOBBY	FL.29.C	CE.15	CL.13	-
FO	F0689	FIRE TWR LIFT LOBBY	FL.29.C	CE.15	CL.13	-
FO	F0690	FIRE TWR LIFT LOBBY	FL.29.C	CE.15	CL.13	-
FO	F0692	FIRE TWR LIFT LOBBY	FL.26	CE.15	CL.13	-
FO	F0132	FIRE TWR LIFT G	-	-	-	-

FO	F0128	FIRE TWR LIFT E	--	--	--	-
FO	F0127	FIRE TWR LIFT A	--	--	--	-
FO	F0677	FIRE LIFT-C	--	--	--	-
FO	F0676	FIRE LIFT-B	--	--	--	-
FO	F0126	FIRE COMMAND CENTRE	FL.10.C	CE.15	CL.13	-
FO	F0616	FEA-2	--	--	--	-
FO	F0617	FEA-2	--	--	--	-
FO	F0647	FEA-2	--	--	--	-
FO	F0603	FEA-1 A	--	--	--	-
FO	F0646	FEA-1	--	--	--	-
FO	F0630	FEA SHAFT	--	--	--	-
FO	F0606	FEA 1	--	--	--	-
FO	F0681	FEA 1	--	--	--	-
FO	F0700	FEA 1	--	--	--	-
FO	F0605	FEA - 2	--	--	--	-
FO	F0628	FEA - 1	--	--	--	-
FO	F0674	FAN ROOM	FL.30.C	CE.15	CL.13	-
FO	F0657	FA SHAFT	--	--	--	-
FO	F0624	EXHAUST SHAFT	--	--	--	-
FO	F0671	EXHAUST SHAFT	--	--	--	-
FO	F0669	EX SHAFT	--	--	--	-
FO	F0119	EVAC CORE G	FL.29.C	CE.15	CL.13	-
FO	F0125	EVAC CORE F	FL.29.C	CE.15	CL.13	-
FO	F0124	EVAC CORE E	FL.29.C	CE.15	CL.13	-
FO	F0123	EVAC CORE D	FL.29.C	CE.15	CL.13	-
FO	F0122	EVAC CORE C	FL.29.C	CE.15	CL.13	-
FO	F0121	EVAC CORE B	FL.29.C	CE.15	CL.13	-
FO	F0118	EVAC CORE A	FL.29.C	CE.15	CL.13	-
FO	F0116	EMERGENCY EXIT D	FL.30.C	CE.25	CL.13	-
				CE.08.C		
FO	F0502	ELEC SHAFT	--	--	--	-
FO	F0660	ELEC SHAFT	--	--	--	-
FO	F0661	ELEC SHAFT	--	--	--	-
FO	F0694	ELEC SHAFT	--	--	--	-
FO	F0111	ELEC RM	FL.10.C	CE.15	CL.13	-
FO	F0112	ELEC RM	FL.10.C	CE.15	CL.13	-
FO	F0634	DRINKING WATER COOLERS	FL.09.C	CE.15	CL.13	-
FO	F0402	COVERED TERRACE C	FL.12.C	CE.09.C		-
FO	F0400	COVERED TERRACE A	FL.12.C	CE.09.C		-
FO	F0214	CONTROL RM B	FL.01.01	CE.12	CL.11	-
FO	F0213	CONTROL RM A	FL.01.01	CE.12	CL.11	-
FO	F0110	CLOAK RM B	FL.06	CE.15	CL.13	-
FO	F0109	CLOAK RM A	FL.06	CE.15	CL.13	-
FO	F0618	CHWP SHAFT 4	--	--	--	-

FO	F0621	CHWP SHAFT 3	--	--	--	-
FO	F0655	CHWP SHAFT 2	--	--	--	-
FO	F0649	CHWP SHAFT	--	--	--	-
FO	F0211	AUDI TOI. (M)	FL.09	CE.26.C	CL.09	CL.49.B
					CL.28	
FO	F0644	AUDI TOI. (M)	FL.09	CE.26.C	CL.09	CL.49.B
					CL.28	
FO	F0210	AUDI TOI. (F)	FL.09	CE.26.C	CL.09	CL.49.B
					CL.28	
FO	F0643	AUDI TOI. (F)	FL.09	CE.26.C	CL.09	CL.49.B
					CL.28	
FO	F0205	AUDI SEATING AREA	FL.02	CE.11	CL.05	-
			FL.08	CE.02		
FO	F0204	AUDI OUTER LOBBY A	FL.05	CE.06	CL.06	-
			FL.15		CL.21	
					CL.33	
					CL.36	
FO	F0203	AUDI LOBBY	FL.02	CE.06	CL.07	-
FO	F0200	AUDI CIRC	FL.06.C	CE.06	CL.13	-
FO	F0629	ARTISTS LIFT	--	--	--	-
FO	F0100	ARTISTS ACCESS CONTROL	FL.26	CE.08.C	CL.13	-
FO	F0102	ARTIST ENTRANCE AND WAITING ROOM	FL.26	CE.10	CL.07	-
FO	F0607	AHU RM	FL.10.C	CE.15	CL.13	-
FO	F0627	AHU RM	FL.10.C	CE.15	CL.13	-
FO	F0635	AHU	FL.10.C	CE.15	CL.13	-
FO	F0300	ACREDITATION MACHINE	FL.05	CE.06	CL.06	-

FIRST FLOOR

LEVEL	ROOM NUMBER	ROOM NAME	FLOOR FINISH	CEILING FINISH	WALL FINISH	SKIRTING
F1	F1671	AHU	FL.10.C	CE.15	CL.13	–
F1	F1100	ARTISTS LIFT	–	–	–	–
F1	F1200	AUDI CIRC A	FL.05	CE.15	CL.13	–
F1	F1202	AUDI CIRC C	FL.29.C	CE.06	CL.13	–
F1	F1203	AUDI SEATING AREA	For finish Refer F0205 in F0 sheet	For finish Refer F0205 in F0 sheet	For finish Refer F0205 in F0 sheet	–
F1	F1690	AUDI TOI (CIRC)	FL.09	CE.08.C	CL.13	–
F1	F1209	AUDI TOI B (F)	FL.09	CE.26.C	CL.09	CL.49.B
					CL.28	
F1	F1616	AUDI TOI B (F)	FL.09	CE.26.C	CL.09	CL.49.B
					CL.28	
F1	F1211	AUDI TOI B (M)	FL.09	CE.26.C	CL.09	CL.49.B
					CL.28	
F1	F1617	AUDI TOI B (M)	FL.09	CE.26.C	CL.09	CL.49.B
					CL.28	
F1	F1300	CAFE	FL.05	CE.06	CL.06	–
F1	F1622	CHWP SHAFT	–	–	–	–
F1	F1628	CHWP SHAFT	–	–	–	–
F1	F1652	CHWP SHAFT 2	–	–	–	–
F1	F1647	CHWP SHAFT 4	–	–	–	–
F1	F1212	CONTROL RM A	FL.01.01	CE.12	CL.11	–
F1	F1213	CONTROL RM B	FL.01.01	CE.12	CL.11	–
F1	F1693	DRINKING WATER COOLERS	FL.059	CE.15	CE.13	–
F1	F1106	ELEC RM A	FL.10.C	CE.15	CL.13	–
F1	F1107	ELEC RM B	FL.10.C	CE.15	CL.13	–
F1	F1108	ELEC RM C	FL.10.C	CE.15	CL.13	–
F1	F1501	ELEC SHAFT	–	–	–	–
F1	F1502	ELEC SHAFT	–	–	–	–
F1	F1646	ELEC SHAFT	–	–	–	–
F1	F1692	ELEC SHAFT	–	–	–	–
F1	F1110	EVAC CIRC A	FL.29.C	CE.25	CL.13	–
				CE.08.C		
F1	F1113	EVAC CORE A	FL.29.C	CE.15	CL.13	–
F1	F1115	EVAC CORE B	FL.29.C	CE.15	CL.13	–
F1	F1116	EVAC CORE C	FL.29.C	CE.15	CL.13	–
F1	F1117	EVAC CORE D	FL.29.C	CE.15	CL.13	–
F1	F1118	EVAC CORE E	FL.29.C	CE.15	CL.13	–
F1	F1119	EVAC CORE F	FL.29.C	CE.15	CL.13	–
F1	F1114	EVAC CORE G	FL.29.C	CE.15	CL.13	–
F1	F1651	EXHAUST SHAFT	–	–	–	–
F1	F1625	FEA - 1	–	–	CL.05	–
F1	F1697	INTPR BOOTH	FL.01.01	CE.12	CL.11	–
F1	F1666	FEA - 1	–	–	–	–

F1	F1643	FEA - 2	-	-	-	-
F1	F1664	FEA - 2	-	-	-	-
F1	F1658	FEA 1	-	-	-	-
F1	F1695	FEA 1	-	-	-	-
F1	F1607	FEA -1	-	-	-	-
F1	F1682	FEA 2	-	-	-	-
F1	F1611	FEA-1	-	-	-	-
F1	F1605	FEA-2	-	-	-	-
F1	F1121	FIRE TWR LIFT D	-	-	-	-
F1	F1610	FIRE TWR LIFT E	-	-	-	-
F1	F1640	FIRE TWR LIFT E	-	-	-	-
F1	F1126	FIRE TWR LIFT G	-	-	-	-
F1	F1689	FIRE TWR LIFT LOBBY	FL.29.C	CE.15	CL.13	-
F1	F1674	FIRE TWR LIFT LOBBY D	FL.29.C	CE.15	CL.13	-
F1	F1677	FIRE TWR LIFT LOBBY E	FL.29.C	CE.15	CL.13	-
F1	F1632	FIRE TWR LIFT LOBBY G	FL.29.C	CE.15	CL.13	-
F1	F1609	FIRE TWR LIFT SHAFT A	-	-	-	-
F1	F1637	FRISKING BOOTH	FL.05	CE.06	CL.13	-
F1	F1629	GARBAGE CHUTE	-	-	-	-
F1	F1504	ICT SHAFT	-	-	-	-
F1	F1506	ICT SHAFT	-	-	-	-
F1	F1670	ICT SHAFT	-	-	-	-
F1	F1685	ICT SHAFT	-	-	-	-
F1	F1214	INFO & RECEPTION (COUNTER)	FL.05	CE.06	CL.06	-
F1	F1217	INTERPRETER CIRC	FL.01.01	CE.10	CL.11	-
F1	F1215	INTERPRETER RM A	FL.01.01	CE.12	CL.11	-
F1	F1216	INTERPRETER RM A	FL.01.01	CE.12	CL.11	-
F1	F1698	INTPR CIRCULATION	FL.01.01	CE.10	CL.11	-
F1	F1696	INTPR ROOM	FL.01.01	CE.12	CL.11	-
F1	F1694	INTPR ROOM	FL.06	CE.06	CL.12	-
F1	F1686	J.C	FL.09	CE.15	CL.13	CL.09
F1	F1687	J.C	FL.09	CE.15	CL.13	CL.09
F1	F1688	J.C	FL.09	CE.15	CL.13	CL.09
F1	F1604	JC	FL.09	CE.15	CL.13	CL.09
F1	F1606	JC	FL.09	CE.15	CL.13	CL.09
F1	F1679	LIFT LOBBY	FL.26	CE.15	CL.13	-
F1	F1681	LIFT LOBBY A	FL.29.C	CE.15	CL.13	-
F1	F1655	LIFT LOBBY PRESS SHAFT	-	-	-	-
F1	F1656	LIFT LOBBY PRESS SHAFT	-	-	-	-
F1	F1657	LIFT LOBBY PRESS SHAFT 10	-	-	-	-
F1	F1630	LIFT LOBBY PRESS SHAFT 2	-	-	-	-
F1	F1522	LIFT LOBBY PRESS SHAFT 3	-	-	-	-
F1	F1683	LIFT LOBBY PRESS SHAFT 7	-	-	-	-
F1	F1680	LIFT LOBBY PRESS SHAFT 8	-	-	-	-
F1	F1676	LIFT LOBBY PRESS SHAFT 9	-	-	-	-
F1	F1614	LIFT LOBBY PRESS SHAFT	-	-	-	-

		1				
F1	F1613	LOBBY	FL.06.C	CE.06	CL.12	–
F1	F1201	LOBBY / AUDI CIRC B	FL.06.C	CE.06	CL.12	–
F1	F1305	LOBBY ESCALATORS	–	–	CL.36	–
F1	F1675	LV SHAFT	–	–	–	–
F1	F1602	LV SHAFT 1	–	–	–	–
F1	F1642	LV SHAFT 2	–	–	–	–
F1	F1128	PARKING CORE H	FL.29.C	CE.15	CL.13	–
F1	F1623	PHE SHAFT	–	–	–	–
F1	F1534	PHE SHAFT 1	–	–	–	–
F1	F1507	PHE SHAFT 2	–	–	–	–
F1	F1603	PHE SHAFT 3	–	–	–	–
F1	F1653	PHE SHAFT 5	–	–	–	–
F1	F1641	PHE SHAFT 6	–	–	–	–
F1	F1659	PHE SHAFT 7	–	–	–	–
F1	F1662	PHE SHAFT 8	–	–	–	–
F1	F1663	PLUMB SHAFT	–	–	–	–
F1	F1535	PRESS SHAFT	–	–	–	–
F1	F1521	PRESS SHAFT 5 & 6	–	–	–	–
F1	F1619	PRESS. SHAFT 7 & 8	–	–	–	–
F1	F1308	PUBLIC CIRC AND LOBBY C	FL.05	CE.06	CL.06	–
					CL.21	
					CL.33	
					CL.36	
F1	F1669	PUBLIC LIFT		-	–	–
F1	F1129	PUBLIC LIFT A	–	–	–	–
F1	F1130	PUBLIC LIFT B	–	–	–	–
F1	F1131	PUBLIC LIFT C	–	–	–	–
F1	F1132	PUBLIC LIFT D	–	–	–	–
F1	F1633	PUBLIC LIFT E	–	–	–	–
F1	F1634	PUBLIC LIFT F	–	–	–	–
F1	F1207	PUBLIC TOI (F)	FL.09	CE.26.C	CL.09	CL.49.B
					CL.28	
F1	F1208	PUBLIC TOI. (M)	FL.09	CE.26.C	CL.09	CL.49.B
					CL.28	
F1	F1301	PUBLIC TOILET (F)	FL.09	CE.26.C	CL.09	CL.49.B
					CL.28	
F1	F1302	PUBLIC TOILET(M)	FL.09	CE.26.C	CL.09	CL.49.B
					CL.28	
F1	F1618	SECURITY CHECK	FL.05	CE.06	CL.06	–
					CL.36	
F1	F1691	SECURITY CHECK	FL.05	CE.06	CL.21	–
					CL.36	
F1	F1134	SERVICE LIFT A	–	–	–	–
F1	F1135	SERVICE LIFT B	–	–	–	–
F1	F1133	SERVICE LIFT LOBBY	FL.30.C	CE.15	CL.13	–
F1	F1644	SMOKE EXHAUST SHAFT	–	–	–	–

F1	F1648	SMOKE EXHAUST SHAFT	–	–	–	–
F1	F1649	SMOKE EXHAUST SHAFT	–	–	–	–
F1	F1136	SPACE BELOW GRADES	FL.27	CE.15	–	–
F1	F1654	ST PRESS SHAFT	–	–	–	–
F1	F1684	ST PRESS SHAFT	–	–	–	–
F1	F1523	ST PRESS SHAFT 1	–	–	–	–
F1	F1627	ST PRESS SHAFT 10	–	–	–	–
F1	F1612	ST PRESS SHAFT 2	–	–	–	–
F1	F1608	ST PRESS. SHAFT 1	–	–	–	–
F1	F1137	STAFF AREA A	FL.29.C	CE.25	CL.09	–
				CE.08.C		
F1	F1139	STAFF CIRC A	FL.29.C	CE.15	CL.13	–
F1	F1142	STAFF CIRC D	FL.29.C	CE.15	CL.13	–
F1	F1615	STAFF CIRCULATION A	FL.29.C	CE.15	CL.13	–
F1	F1140	STAFF CIRCULATION B	FL.29.C	CE.06	CL.13	–
F1	F1144	STAFF PWDR RM	FL.07.C	CE.26.C	CL.09	–
F1	F1667	STAFF PWDR RM	FL.07.C	CE.26.C	CL.31.C	CL.49.B
					CL.28	
F1	F1668	STAFF TOI	FL.07.C	CE.26.C	CL.31.C	CL.49.B
					CL.28	
F1	F1122	STR	FL.10.C	CE.12	CL.13	–
F1	F1123	STR	FL.10.C	CE.12	CL.13	–
F1	F1638	STR	FL.10.C	CE.12	CL.13	–
F1	F1620	TECH RM AHU	FL.10.C	CE.15	CL.13	–
F1	F1150	TECH RM AHU B	FL.10.C	CE.15	CL.13	–
F1	F1151	TECH RM AHU C	FL.10.C	CE.15	CL.13	–
F1	F1153	TECH RM AHU E	FL.10.C	CE.15	CL.13	–
F1	F1601	TECH RM AHU F	FL.10.C	CE.15	CL.13	–
F1	F1401	TERRACE	FL.12.C	CE.09.C		–
F1	F1636	TICKETING BOOTH AND FRONT OFFICE	FL.12.C	CE.08.C	CL.13	–
F1	F1635	TOI. (PH)	FL.09	CE.26.C	CL.09	CL.49.B
					CL.28	
F1	F1621	VIP LIFT	–	–	–	–
F1	F1694	VIP LIFT LOBBY	FL.06.C	CE.06	CL.12	–
F1	F1624	VIP SEATS	FL.08	–	CL.05	–
F1	F1626	VIP SEATS	FL.08		–	–
F1	F1661	VIP TOI. (F)	FL.06.C	CE.26.C	CL.08	–
					CL.28	
F1	F1660	VIP TOI. (M)	FL.06.C	CE.26.C	CL.08	–
					CL.28	
F1	F1156	VVIP LIFT	–	–	–	–
F1	F1542	VVIP LIFT	–	–	–	–
F1	F1600	VVIP LIFT LOBBY	FL.06.C	CE.06	CL.12	–
					CL.06	
F1	F1639	VVIP LIFT SHAFT E	–	–	–	–

SECOND FLOOR

LEVEL	ROOM NUMBER	ROOM NAME	FLOOR FINISH	CEILING FINISH	WALL FINISH	SKIRTING
F2	F2669	ELEC SHAFT	—	—	—	—
F2	F2104	CLEANING ROOM	FL.07.C	CE.15	CL.09	—
F2	F2105	ELEC ROOM A	FL.10.C	CE.15	CL.13	—
F2	F2106	ELEC ROOM B	FL.10.C	CE.15	CL.13	—
F2	F2108	ELEC ROOM D	FL.10.C	CE.15	CL.13	—
F2	F2110	ELEC ROOM E	FL.10.C	CE.15	CL.13	—
F2	F2111	EMERGENCY EXIT A	FL.05.C	CE.08.C	CL.13	—
F2	F2112	EMERGENCY EXIT B	FL.30.C	CE.08.C	CL.13	—
F2	F2114	EVAC CORE A	FL.29.C	CE.15	CL.13	—
F2	F2115	EVAC CORE G	FL.29.C	CE.15	CL.13	—
F2	F2116	EVAC CORE B	FL.29.C	CE.15	CL.13	—
F2	F2117	EVAC CORE C	FL.29.C	CE.15	CL.13	—
F2	F2118	EVAC CORE D	FL.29.C	CE.15	CL.13	—
F2	F2119	EVAC CORE E	FL.29.C	CE.15	CL.13	—
F2	F2120	EVAC CORE F	FL.29.C	CE.15	CL.13	—
F2	F2122	VVIP LIFT SHAFT E	—	—	—	—
F2	F2125	ELEC RM	FL.10.C	CE.15	CL.13	—
F2	F2126	INTPTR TOI(M)	FL.07.C	CE.26.C	CL.31.C	CL.49.B
					CL.28	
F2	F2127	KITCHEN PWDR RM (M)	FL.07.C	CE.26.C	CL.31.C	CL.49.B
					CL.28	
F2	F2128	KITCHEN PWDR RM (F)	FL.07.C	CE.26.C	CL.31.C	CL.49.B
					CL.28	
F2	F2129	MN HALL & STAGE SECRTY CNTRL RM	FL.30.C	CE.12	CL.11	—
F2	F2131	LOADING LIFT A	—	—	—	—
F2	F2133	PRESS ROOM	FL.03	CE.25	CL.07	—
				CE.08.C	—	—
F2	F2134	PUBLIC LIFT SHAFT D	—	—	—	—
F2	F2135	PUBLIC LIFT SHAFT C	—	—	—	—
F2	F2136	PUBLIC LIFT SHAFT C	—	—	—	—
F2	F2137	PUBLIC LIFT SHAFT D	—	—	—	—
F2	F2138	SERVICE LIFT LOBBY	FL.30.C	CE.15	CL.13	—
F2	F2139	SERVICE LIFT A	—	—	—	—
F2	F2140	SERVICE LIFT B	—	—	—	—
F2	F2143	STAFF CIRC A	FL.30.C	CE.15	CL.13	—
F2	F2144	STAFF CIRC B	FL.30.C	CE.25	CL.13	—
				CE.08.C	—	—
F2	F2145	STAFF TOILET A (M)	FL.07.C	CE.26.C	CL.31.C	CL.49.B
					CL.28	
F2	F2146	PUBLIC TOI B (M)	FL.09	CE.26.C	CL.09	CL.49.B
					CL.28	
F2	F2147	STAFF TOILET (F)	FL.07.C	CE.26.C	CL.31.C	CL.49.B
					CL.28	
F2	F2148	VVIP LIFT C	—	—	—	—
F2	F2149	STORE	FL.30.C	CE.15	CL.13	—
F2	F2151	TECH RM AHU A	FL.10.C	CE.15	CL.13	—
F2	F2153	STR	FL.10.C	CE.2	CL.13	—
F2	F2154	TECH RM AHU D	FL.10.C	CE.15	CL.13	—
F2	F2155	TECHNICAL RM AHU	FL.10.C	CE.15	CL.13	—
F2	F2157	TV STATION RM 01	FL.10	CE.25	CL.11	—
				CE.08.C	—	—
F2	F2161	VVIP CIRC	FL.06.C	CE.08.C	CL.13	—
F2	F2201	AUDITORIUM HALL	For finish Refer F0205 in F0	For finish Refer F0205 in F0	For finish Refer F0205 in F0	—

F2	F2203	CONTROL RM A	FL.01.01	CE.12	CL.11	—
F2	F2204	CONTROL RM C	FL.01.01	CE.12	CL.11	—
F2	F2205	CNTRL RM D	FL.01.01	CE.12	CL.11	—
F2	F2206	CNTRL RM E	FL.01.01	CE.23	CL.50	—
F2	F2207	INTPR AREA	FL.01.01	CE.25	CL.13	—
				CE.08.C		—
F2	F2208	INTPTR BOOTH A1	FL.01.01	CE.12	CL.11	—
F2	F2209	INTPTR BOOTH A2	FL.01.01	CE.12	CL.11	—
F2	F2210	INTPTR BOOTH C1	FL.01.01	CE.12	CL.11	—
F2	F2211	INTPTR BOOTH C2	FL.01.01	CE.12	CL.11	—
F2	F2212	INTPTR BOOTH D1	FL.01.01	CE.12	CL.11	—
F2	F2213	INTPTR BOOTH D2	FL.01.01	CE.12	CL.11	—
F2	F2214	INTPTR BOOTH E1	FL.01.01	CE.12	CL.11	—
F2	F2215	INTPTR CIRC A	FL.01.01	CE.10	CL.11	—
				CE.08.C		—
F2	F2218	INTPTR CIRC C2	FL.01.01	CE.10	CL.11	—
				CE.08.C		—
F2	F2221	MAIN HALL ENT A	FL.02	CE.06	CL.07	—
F2	F2222	MAIN HALL ENT B	FL.02	CE.06	CL.07	—
F2	F2223	PUBLIC TOI B (F)	FL.09	CE.26.C	CL.09	CL.49.B
					CL.28	—
F2	F2224	PUB TOI. B (M)	FL.09	CE.26.C	CL.09	CL.49.B
					CL.28	—
F2	F2225	ROOM 2 ENT	FL.01.01	CE.06	CL.02	—
F2	F2226	CONFERENCE ROOM 3	FL.01.01	CE.05	CL.01	—
				CE.01	CL.02	—
				CE.08.C	CL.04	—
F2	F2227	CONFERENCE ROOM 2	FL.01.01	CE.05	CL.01	—
				CE.01	CL.02	—
				CE.08.C	CL.04	—
F2	F2228	ROOM 2 ENT	FL.01.01	CE.06	CL.02	—
F2	F2303	KITCHEN	FL.07.C	CE.22	CL.09	—
F2	F2304	LOBBY STAIRS				—
F2	F2305	PUBIC CIRCULATION AND LOBBY	FL.05	CE.06	CL.06	—
					CL.21	—
					CL.33	—
					CL.36	—
F2	F2307	PUBLIC TOILET A (F)	FL.09	CE.26.C	CL.09	CL.49.B
					CL.28	—
F2	F2308	PUBLIC TOI A (PH)	FL.09	CE.26.C	CL.09	CL.49.B
					CL.28	—
F2	F2309	PUBLIC TOILET A (M)	FL.09	CE.26.C	CL.09	CL.49.B
					CL.28	—
F2	F2310	RESTAURANT	FL.25	CE.05	CL.39	—
				CE.04		—
F2	F2311	RESTAURANT TOI. CIRCULATION	FL.09	CE.26.C	CL.09	—
F2	F2312	RESTAURANT TOI. (F)	FL.09	CE.26.C	CL.09	CL.49.B
					CL.28	—
F2	F2313	RESTAURANT TOI. (M)	FL.09	CE.26.C	CL.09	CL.49.B
					CL.28	—
F2	F2315	WAITING ROOM B1	FL.01.01	CE.10	CL.11	—
				CE.08.C		—
F2	F2316	WAITING ROOM B2	FL.01.01	CE.10	CL.11	—
				CE.08.C		—
F2	F2400	COVERED TERRACE A	FL.12.C	CE.09.C	CL.15C	—
F2	F2401	COVERED TERRACE B	FL.12.C	CE.09.C	CL.15C	—
					CL.43	—
F2	F2503	ELEC SHAFT E	—	—	—	—
F2	F2506	ICT SHAFT	—	—	—	—

F2	F2507	ICT SHAFT C	—	—	—	—
F2	F2509	PHE SHAFT -4	—	—	—	—
F2	F2510	MECH SHAFT	—	—	—	—
F2	F2512	FEA-2	—	—	—	—
F2	F2524	ST PRESS SHAFT 5 & 6	—	—	—	—
F2	F2526	PRS SHAFT	—	—	—	—
F2	F2527	LIFT LOBBY PRSS SHAFT 9	—	—	—	—
F2	F2531	SUPPLY AIR SHAFT	—	—	—	—
F2	F2533	ST PRS SHAFT	—	—	—	—
F2	F2534	PLUMB SHAFT C	—	—	—	—
F2	F2542	VVIP LIFT A	—	—	—	—
F2	F2544	INTPTR CIR	FL.01.01	CE.08.C	CL.11	—
				CE.10		—
F2	F2545	VVIP TOI (F)	FL.06.C	CE.26.C	CL.08.C	—
					CL.28	—
F2	F2578	ELEC SHAFT	—	—	—	—
F2	F2600	VVIP LIFT LOBBY	FL.06.C	CE.06	CL.06	—
					CL.12	—
F2	F2601	VVIP TOI (M)	FL.06.C	CE.26.C	CL.08.C	—
					CL.28	—
F2	F2602	LV SHAFT 1	—	—	—	—
F2	F2603	FEA-1	—	—	—	—
F2	F2604	CHWP SHAFT 2	—	—	—	—
F2	F2605	ICT SHAFT	—	—	—	—
F2	F2606	FEA-1	—	—	—	—
F2	F2607	LIFT LOBBY PRESS. SHAFT	—	—	—	—
F2	F2608	LIFT LOBBY PRESS. SHAFT	—	—	—	—
F2	F2609	KITCH. EXHAUST SHAFT	—	—	—	—
F2	F2610	SCRUBBER & AIR WASHER	FL.10.C	CE.15	CL.13	—
F2	F2611	EMERGENCYEXIT B	FL.05	CE.08.C	CL.13	—
F2	F2612	FIRE TWR LIFT A	—	—	—	—
F2	F2613	STR A	FL.10.C	CE.12	CL.13	—
F2	F2614	LV SHAFT 3	—	—	—	—
F2	F2615	LIFT LOBBY PRESS SHAFT	—	—	—	—
F2	F2616	PHE SHAFT 6	—	—	—	—
F2	F2617	INTPTR TOI (F)	FL.07.C	CE.26.C	CL.31.C	CL.49.B
					CL.28	—
F2	F2618	LV SHAFT 2	—	—	—	—
F2	F2619	PHE SHAFT-2	—	—	—	—
F2	F2620	FIRE LIFT	—	—	—	—
F2	F2621	PHE SHAFT 8	—	—	—	—
F2	F2622	FEA - 2	—	—	—	—
F2	F2623	FEA - 1	—	—	—	—
F2	F2624	FEA-1	—	—	—	—
F2	F2625	J.C	FL.09	CE.15	CL.28.C	CL.09
F2	F2626	CHWP SHAFT	—	—	—	—
F2	F2627	GARBAGE CHUTE	—	—	—	—
F2	F2628	FEA-2	—	—	—	—
F2	F2629	J.C	FL.09	CE.15	CL.28.C	CL.09
F2	F2630	J.C	FL.09	CE.15	CL.28.C	CL.09
F2	F2631	STAFF LOCKER	FL.30 C	CE.08.C	CL.09	—
F2	F2632	PUBLIC TOI B (F)	FL.09	CE.26.C	CL.09	CL.49.B
					CL.28	—
F2	F2633	AHU	FL.10.C	CE.15	CL.13	—
F2	F2634	PHE SHAFT	—	—	—	—
F2	F2635	PRESS SHAFT	—	—	—	—
F2	F2636	PHE SHAFT-7	—	—	—	—
F2	F2637	PHE SHAFT	—	—	—	—
F2	F2638	CIRC	FL.30.C	CE.15	CL.13	—
F2	F2639	ST PRESS SHAFT 10	—	—	—	—

F2	F2640	ARTIST'S LIFT	—	—	—	—
F2	F2641	SPARE RM	FL.30.C	CE.15	CL.13	—
F2	F2642	DRINKING WATER AREA	FL.09	CE.15	—	—
F2	F2643	ST PRESS SHAFT	—	—	—	—
F2	F2644	TECH RM AHU	FL.10.C	CE.15	CL.13	—
F2	F2645	FEA-1	—	—	—	—
F2	F2646	FEA-2	—	—	—	—
F2	F2647	SMOKE EXHAUST SHAFT	—	—	—	—
F2	F2648	RESTAURANT TOI. B (M)	FL.09	CE.26.C	CL.09	CL.49.B
					CL.28	
F2	F2649	RESTAURANT TOI. B (F)	FL.09	CE.26.C	CL.09	CL.49.B
					CL.28	
F2	F2650	J.C	FL.09	CE.15	CL.13	CL.09
F2	F2651	FIRE TWR LIFT	—	—	—	—
F2	F2652	FIRE TWR LIFT	—	—	—	—
F2	F2653	FEA -1	—	—	—	—
F2	F2654	LIFT LOBBY CORE-C	FL.29.C	CE.15	CL.13	—
F2	F2655	CHWP SHAFT 4	—	—	—	—
F2	F2656	FIRE TWR LIFT LOBBY	FL.29.C	CE.15	CL.13	—
F2	F2657	SMOKE EXHAUST SHAFT	—	—	—	—
F2	F2658	SMOKE EXHAUST SHAFT	—	—	—	—
F2	F2659	LIFT LOBBY PRESS SHAFT	—	—	—	—
F2	F2660	LIFT LOBBY PRS SHAFT	—	—	—	—
F2	F2661	LIFT LOBBY PRS SHAFT	—	—	—	—
F2	F2662	LIFT LOBBY PRS SHAFT	—	—	—	—
F2	F2664	LIFT LOBBY PRS. SHAFT	—	—	—	—
F2	F2665	LIFT LOBBY PRS SHAFT	—	—	—	—
F2	F2666	ST PRESS SHAFT 1	—	—	—	—
F2	F2667	LIFT LOBBY D	FL.30.C	CE.15	CL.13	—
F2	F2668	ST PRESS SHAFT 1	—	—	—	—
F2	F2670	LIFT LOBBY A	FL.30.C	CE.15	CL.13	—
F2	F2671	LIFT LOBBY E	FL.30.C	CE.15	CL.13	—
F2	F2672	FEA-1	—	—	—	—
F2	F2673	ST PRESS SHAFT	—	—	—	—
F2	F2674	ICT SHAFT	—	—	—	—
F2	F2675	VVIP LIFT LOBBY	FL.06.C	CE.06	CL.07	—
F2	F2676	STAFF CIRC	FL.30.C	CE.25	CL.13	—
				CE.08.C	—	—
F2	F2677	LIFT LOBBY	FL.29.C	CE.15	CL.13	—
F2	F2678	DB ROOM	FL.29.C	CE.15	CL.13	—
F2	F2679	STORE	FL.30.C	CE.15	CL.13	—
F2	F2680	FEA-1	—	—	—	—

THIRD FLOOR

LEVEL	ROOM NUMBER	ROOM NAME	FLOOR FINISH	CEILING FINISH	WALL FINISH	SKIRTING
F3	F3100	ELECTRICAL ROOM	FL.10.C	CE.15	CL.13	—
F3	F3102	EMERGENCY EXIT A	FL.05	CE.08.C	CL.13	—
F3	F3105	EVACUATION CORE A	FL.29.C	CE.15	CL.13	—
F3	F3106	EVACUATION CORE G	FL.29.C	CE.15	CL.13	—
F3	F3107	EVACUATION CORE B	FL.29.C	CE.15	CL.13	—
F3	F3108	EVACUATION CORE D	FL.29.C	CE.15	CL.13	—
F3	F3109	EVACUATION CORE E	FL.29.C	CE.15	CL.13	—
		LOBBY NEXT TO LIFT F3629	FL.30.C	CE.22	CL.13	—
F3	F3111	FIRE TOWER LIFT D	—	—	—	—
F3	F3114	SECONDARY ICT TECHNICAL ROOM F3-C	FL.10.C	CE.15	CL.13	—
F3	F3115	FINISHING KITCHEN	FL.07.C	CE.22	CL.09	—
				CE.08.C		
F3	F3118	FIRE TOWER LIFT A	—	—	—	—
F3	F3120	PUBLIC CIRCULATION & LOBBY B	FL.15	CE.03	CL.21	—
				CE.05	CL.06	—
F3	F3121	PUBLIC LIFT SHAFT A	—	—	—	—
F3	F3122	PUBLIC LIFT SHAFT B	—	—	—	—
F3	F3123	PUBLIC LIFT SHAFT C	—	—	—	—
F3	F3124	PUBLIC LIFT SHAFT D	—	—	—	—
F3	F3125	SERVICE LIFT LOBBY	FL.30.C	CE.15	CL.13	—
F3	F3126	SERVICE LIFT A	—	—	—	—
F3	F3127	SERVICE LIFT B	—	—	—	—
F3	F3130	STAFF CIRCULATION A	FL.30.C	CE.15	CL.13	—
F3	F3132	STAFF TOILET (F)	FL.07.C	CE.26.C	CL.31.C	CL.49.B
					CL.28	
F3	F3134	STAFF TOILET (M)	FL.07.C	CE.26.C	CL.31.C	CL.49.B
					CL.28	
F3	F3135	STORAGE A	FL.10.C	CE.15	CL.13	—
F3	F3136	STORAGE B	FL.10.C	CE.15	CL.13	—
F3	F3141	STORAGE G	FL.10.C	CE.15	CL.13	—
F3	F3142	TECHNICAL ROOM AHU A	FL.10.C	CE.15	CL.13	—
F3	F3143	TECHNICAL ROOM AHU	FL.10.C	CE.15	CL.13	—
F3	F3200	CONTROL ROOM A	FL.01.01	CE.12	CL.11	—
F3	F3201	CONTROL ROOM B	FL.01.01	CE.12	CL.11	—
F3	F3202	CONTROL ROOM C	FL.01.01	CE.12	CL.11	—
F3	F3203	CONTROL ROOM D	FL.01.01	CE.12	CL.11	—
F3	F3204	CONTROL ROOM E	FL.01.01	CE.12	CL.11	—
F3	F3205	CONTROL ROOM F	FL.01.01	CE.12	CL.11	—
F3	F3207	INTERPRETER BOOTH A1	FL.01.01	CE.12	CL.11	—
F3	F3208	INTERPRETER BOOTH A2	FL.01.01	CE.12	CL.11	—
F3	F3209	INTERPRETER BOOTH B	FL.01.01	CE.12	CL.11	—
F3	F3210	INTERPRETER BOOTH C	FL.01.01	CE.12	CL.11	—
F3	F3211	INTERPRETER BOOTH D	FL.01.01	CE.12	CL.11	—
F3	F3212	INTERPRETER BOOTH E	FL.01.01	CE.12	CL.11	—
F3	F3213	INTERPRETER BOOTH F	FL.01.01	CE.12	CL.11	—
F3	F3214	INTERPRETER BOOTH G	FL.01.01	CE.12	CL.11	—
F3	F3215	INTERPRETER BOOTH G	FL.01.01	CE.12	CL.11	—
F3	F3216	INTERPRETER CIRCULATION A	FL.01.01	CE.10	CL.13	—
				CE.08.C		
F3	F3217	INTERPRETER CIRCULATION BC	FL.01.01	CE.10	CL.11	—
				CE.08.C		
F3	F3218	INTERPRETER CIRCULATION DE	FL.01.01	CE.10	CL.13	—

				CE.08.C		—
F3	F3219	INTERPRETER CIRCULATION F	FL.01.01	CE.10	CL.13	—
				CE.08.C		—
F3	F3220	INTERPRETER CIRCULATION G	FL.01.01	CE.10	CL.11	—
				CE.08.C		—
F3	F3221	INTERPRETER CIRCULATION H	FL.01.01	CE.10	CL.13	—
				CE.08.C		—
F3	F3223	ROOM 6 ENTRANCE	FL.01.01	CE.06	CL.02	—
F3	F3224	CONFERENCE ROOM 6	FL.01.01	CE.01	CL.01	—
				CE.05.1.C	CL.04	—
				CE.08.C	CL.02	—
F3	F3225	ROOM 4 ENTRANCE	FL.01.01	CE.06	CL.02	—
F3	F3226	CONFERENCE ROOM 4	FL.01.01	CE.01	CL.01	—
				CE.05.1.C	CL.04	—
				CE.08.C	CL.02	—
F3	F3227	ROOM 8 ENTRANCE	FL.01.01	CE.06	CL.02	—
F3	F3228	CONFERENCE ROOM 8	FL.01.01	CE.01	CL.01	—
				CE.05	CL.04	—
				CE.08.C	CL.02	—
F3	F3229	ROOM 7 ENTRANCE	FL.01.01	CE.06	CL.02	—
F3	F3230	CONFERENCE ROOM 7	FL.01.01	CE.01	CL.01	—
				CE.05.1.C	CL.04	—
				CE.08.C	CL.02	—
F3	F3231	ROOM 5 ENTRANCE	FL.01.01	CE.06	CL.02	—
F3	F3232	CONFERENCE ROOM 5	FL.01.01	CE.05.1.C	CL.01	—
				CE.01	CL.04	—
				CE.08.C	CL.02	—
F3	F3300	LOBBY ESCALATORS				—
F3	F3301	LOUNGE A	FL.01.01	CE.10	CL.07	—
				CE.08.C	CL.33	—
F3	F3302	LOUNGE B	FL.01.01	CE.10	CL.07	—
				CE.08.C	CL.33	—
F3	F3303	PUBLIC CIRCULATION AND LOBBY A	FL.05	CE.06	CL.06	—
					CL.36	—
F3	F3306	PUBLIC TOILET A (F)	FL.09	CE.26.C	CL.09	—
					CL.28	—
F3	F3307	PUBLIC TOILET A (PH)	FL.09	CE.26.C	CL.09	—
					CL.28	—
F3	F3308	PUBLIC TOILET A (M)	FL.09	CE.26.C	CL.09	—
					CL.28	—
F3	F3309	J.C	FL.09	CE.15	CL.28.C	CL.09
F3	F3310	WAITING ROOM A	FL.01.01	CE.10	CL.33	—
				CE.08.C	CL.07	—
F3	F3311	WAITING ROOM B	FL.01.01	CE.10	CL.33	—
				CE.08.C	CL.07	—
F3	F3312	WAITING ROOM C	FL.01.01	CE.10	CL.33	—
				CE.08.C	CL.07	—
F3	F3313	WAITING ROOM D	FL.01.01	CE.10	CL.33	—
				CE.08.C	CL.07	—
F3	F3314	WAITING ROOM E	FL.01.01	CE.10	CL.33	—
				CE.08.C	CL.07	—
F3	F3321	VVIP TOILET A (F)	FL.06.C	CE.26.C	CL.08	—
					CL.28	—
F3	F3322	VVIP TOILET B (F)	FL.06.C	CE.26.C	CL.08	—
					CL.28	—
F3	F3323	VVIP TOILET D (F)	FL.06.C	CE.26.C	CL.08	—
					CL.28	—
F3	F3324	VVIP TOILET E (F)	FL.06.C	CE.26.C	CL.08	—
					CL.28	—
F3	F3325	VVIP TOILET C (F)	FL.06.C	CE.26.C	CL.08	—

					CL.28	—
F3	F3331	VVIP TOILET A (M)	FL.06.C	CE.26.C	CL.08	—
					CL.28	—
F3	F3332	VVIP TOILET B (M)	FL.06.C	CE.26.C	CL.08	—
					CL.28	—
F3	F3333	VVIP TOILET D (M)	FL.06.C	CE.26.C	CL.08	—
					CL.28	—
F3	F3334	VVIP TOILET E (M)	FL.06.C	CE.26.C	CL.08	—
					CL.28	—
F3	F3335	VVIP TOILET C (M)	FL.06.C	CE.26.C	CL.08	—
					CL.28	—
F3	F3340	DRAWING VIP AREA	FL.06.C	CE.06	CL.08	—
F3	F3500	ELECTRICAL SHAFT	—	—	—	—
F3	F3504	ICT SHAFT	—	—	—	—
F3	F3506	ICT SHAFT	—	—	—	—
F3	F3519	PRESSURISATION SHAFT 5&6	—	—	—	—
F3	F3520	PRESSURISATION SHAFT 1&2	—	—	—	—
F3	F3521	PRESSURISATION SHAFT	—	—	—	—
F3	F3523	PRESSURISATION SHAFT 7&8	—	—	—	—
F3	F3526	PLUMBING SHAFT	—	—	—	—
F3	F3537	VVIP LIFT A	—	—	—	—
F3	F3552	STAIRCASE PRESSURISATION SHAFT 1	—	—	—	—
F3	F3600	STR -A	FL.10.C	CE.12	CL.13	—
F3	F3601	VVIP LIFT LOBBY A	FL.06.C	CE.06	CL.12	—
					CL.06	—
F3	F3602	STAFF LOCKER	FL.30.C	CE.08.C	CL.09	—
F3	F3603	FIRE EXTINGUISHER ASSEMBLY-1	—	—	—	—
F3	F3604	CHILLER WATER PIPE SHAFT 4	—	—	—	—
F3	F3605	FIRE EXTINGUISHER ASSEMBLY-1	—	—	—	—
F3	F3606	JANITOR CLOSET	FL.09	CE.15	CL.28.C	CL.09
F3	F3607	FHC SHAFT F	—	—	—	—
F3	F3608	HVAC SHAFT	—	—	—	—
F3	F3609	FHC SHAFT H	—	—	—	—
F3	F3610	FIRE TOWER LIFT E	—	—	—	—
F3	F3612	TECHNICAL ROOM AHU	FL.10.C	CE.15	CL.13	—
F3	F3614	VVIP LIFT C	—	—	—	—
F3	F3615	FIRE EXTINGUISHER ASSEMBLY-1	—	—	—	—
F3	F3616	PANTRY	FL.07.C	CE.25	CL.09	—
				CE.08.C	—	—
F3	F3617	POWDER ROOM	FL.06.C	CE.26.C	CL.08.C	—
F3	F3618	VVIP LOUNGE	FL.06.C	CE.06	CL.08.C	—
F3	F3619	SECONDARY TECHNICAL ROOM B	FL.10.C	CE.15	CL.13	—
F3	F3620	CHILLER WATER PIPE SHAFT 2	—	—	—	—
F3	F3621	ICT SHAFT	—	—	—	—
F3	F3622	HVAC SMOKE EXHAUST SHAFT	—	—	—	—
F3	F3623	CHILLER WATER PIPE SHAFT 1	—	—	—	—
F3	F3624	ELECTRICAL SHAFT	—	—	—	—
F3	F3625	FIRE EXTINGUISHER ASSEMBLY-2	—	—	—	—
F3	F3626	FIRE EXTINGUISHER ASSEMBLY-2	—	—	—	—
F3	F3627	ELECTRICAL SHAFT	—	—	—	—

F3	F3628	EVACUATION CORE D	—		—	—
F3	F3629	LIFT	—		—	—
F3	F3630	LIFT LOBBY PRESSURISATION SHAFT 6	—		—	—
F3	F3633	GARBAGE CHUTE	—		—	—
F3	F3634	TECHNICAL ROOM AHU	FL.10.C	CE.15	CL.13	—
F3	F3635	PLUMBING SHAFT 2	—		—	—
F3	F3636	LV SHAFT 1	—		—	—
F3	F3637	PLUMBING SHAFT 1	—		—	—
F3	F3638	PLUMBING SHAFT 3	—		—	—
F3	F3639	LIFT LOBBY PRESSURISATION SHAFT	—		—	—
F3	F3640	PLUMBING SHAFT 6	—		—	—
F3	F3641	FIRE EXTINGUISHER ASSEMBLY 2	—		—	—
F3	F3642	LV SHAFT 2	—		—	—
F3	F3643	LIFT LOBBY PRESSURISATION SHAFT 5	—		—	—
F3	F3644	PLUMBING SHAFT 4	—		—	—
F3	F3645	FIRE EXTINGUISHER ASSEMBLY-2	—		—	—
F3	F3646	FIRE EXTINGUISHER ASSEMBLY 1	—		—	—
F3	F3647	LV SHAFT 3	—		—	—
F3	F3648	PUBLIC LIFT SHAFT	—		—	—
F3	F3649	VVIP LIFT	—		—	—
F3	F3651	JANITOR CLOSET	FL.09	CE.15	CL.28.C	CL.09
F3	F3653	SMOKE EXHAUST SHAFT	—		—	—
F3	F3654	STAIRCASE PRESSURISATION SHAFT 2	—		—	—
F3	F3655	KITCHEN EXH. SHAFT	—		—	—
F3	F3656	SMOKE EXHAUST SHAFT	—		—	—
F3	F3657	LIFT LOBBY PRESSURISATION SHAFT 4	—		—	—
F3	F3658	LIFT LOBBY PRSS. SHAFT	—		—	—
F3	F3659	LIFT LOBBY PRSS. SHAFT	—		—	—
F3	F3660	LIFT LOBBY PRESSURISATION SHAFT	—		—	—
F3	F3661	FIRE EXTINGUISHER ASSEMBLY-1	—		—	—
F3	F3662	LIFT LOBBY PRESSURISATION SHAFT 9	—		—	—
F3	F3674	FIRE TOWER LIFT LOBBY	FL.29.C	CE.15	CL.13	—
F3	F3675	FIRE TOWER LIFT LOBBY	FL.29.C	CE.15	CL.13	—
F3	F3676	FIRE TOWER LIFT LOBBY	FL.29.C	CE.15	CL.13	—
F3	F3677	FIRE TOWER LIFT LOBBY	FL.29.C	CE.15	CL.13	—
F3	F3678	FIRE TOWER LIFT A	—		—	—
F3	F3679	FIRE TOWER LIFT E	—		—	—
F3	F3680	STAIRCASE PRESSURISATION SHAFT 1	—		—	—
F3	F3681	LIFT LOBBY E	FL.30.C	CE.15	CL.13	—
F3	F3682	LIFT LOBBY PRESSURISATION SHAFT	—		—	—
F3	F3683	LIFT LOBBY PRESSURISATION SHAFT 8	—		—	—
F3	F3684	STAIRCASE PRESSURISATION SHAFT	—		—	—
F3	F3685	STR C	FL.10.C	CE.12	CL.13	—
F3	F3686	ICT SHAFT	—		—	—
F3	F3687	ELECTRICAL SHAFT	—		—	—
F3	F3688	DRINKING WATER COOLER	—		—	—

F3	F3689	FIRE EXTINGUISHER ASSEMBLY 1	—		—	—
F3	F3690	FIRE EXTINGUISHER ASSEMBLY 1	—		—	—
F3	F3691	FIRE EXTINGUISHER ASSEMBLY 1	—		—	—
F3	F3692	VVIP TOILET CIRCULATION	FL.30.C	CE.25	CL.13	—
				CE.08.C		—
F3	F3693	VVIP TOILET CIRCULATION	FL.30.C	CE.25	CL.13	—
				CE.08.C		—
F3	F3694	VIP CIRC	FL.06.C	CE.06	CL.07	—
F3	F3695	VVIP TOILET CIRCULATION	FL.30.C	CE.25	CL.07	—
				CE.08.C		—
		TERRACE	FL.12.C	CE.09.C		—
						—

FOURTH FLOOR

LEVEL	ROOM NUMBER	ROOM NAME	FLOOR FINISH	CEILING FINISH	WALL FINISH	SKIRTING
F4	F4101	ELECTRICAL ROOM	FL.10.C	CE.15	CL.13	—
F4	F4103	EMERGENCY EXIT A	FL.05	CE.08.C	CL.13	—
F4	F4104	EVACUATION CIRCULATION A	FL.06.C	CE.25	CL.02	—
				CE.08.C		—
F4	F4105	EVACUATION CORE A	FL.29.C	CE.15	CL.13	—
F4	F4106	EVACUATION CORE G	FL.29.C	CE.15	CL.13	—
F4	F4107	EVACUATION CORE B	FL.29.C	CE.15	CL.13	—
F4	F4108	EVACUATION CORE D	FL.29.C	CE.15	CL.13	—
F4	F4109	EVACUATION CORE E	FL.29.C	CE.15	CL.13	—
			—			—
F4	F4111	FIRE LIFT D		—		—
F4	F4114	FINISHING KITCHEN	FL.07.C	CE.22	CL.09	—
F4	F4117	FIRE LIFT G	—	—	—	—
F4	F4120	PUBLIC LIFT A	—	—	—	—
F4	F4121	PUBLIC LIFT B	—	—	—	—
F4	F4122	PUBLIC LIFT C	—	—	—	—
F4	F4123	PUBLIC LIFT D	—	—	—	—
F4	F4124	SERVICE LIFT LOBBY	FL.30.C	CE.15	CL.13	—
F4	F4125	SERVICE LIFT A	—	—	—	—
F4	F4126	SERVICE LIFT B	—	—	—	—
F4	F4129	STAFF CIRCULATION A	FL.30.C	CE.15	CL.13	—
F4	F4130	STAFF CIRCULATION B	FL.30.C	CE.25	CL.13	—
				CE.08.C		—
F4	F4132	STAFF TOILET (F)	FL.07.C	CE.26.C	CL.31.C	CL.49.B
					CL.28	—
F4	F4133	STAFF TOILET (M)	FL.07.C	CE.26.C	CL.31.C	CL.49.B
					CL.28	—
F4	F4134	STORAGE A	FL.10.C	CE.15	CL.13	—
F4	F4137	AHU	FL.10.C	CE.15	CL.13	—
F4	F4138	TECHNICAL ROOM AHU A	FL.10.C	CE.15	CL.13	—
F4	F4139	TECHNICAL ROOM	FL.10.C	CE.15	CL.13	—
F4	F4142	MOBILE PART CLOSET	FL.01.01	—	CL.06	—
F4	F4200	CONTROL ROOM A	FL.01.01	CE.12	CL.11	—
F4	F4201	CONTROL ROOM B	FL.01.01	CE.12	CL.11	—
F4	F4202	CONTROL ROOM C	FL.01.01	CE.12	CL.11	—
F4	F4203	CONTROL ROOM C	FL.01.01	CE.12	CL.11	—
F4	F4204	CONTROL ROOM E	FL.01.01	CE.12	CL.11	—
F4	F4205	CONTROL ROOM F	FL.01.01	CE.12	CL.11	—
F4	F4207	INTERPRETER BOOTH A	FL.01.01	CE.12	CL.11	—
F4	F4208	INTERPRETER BOOTH C	FL.01.01	CE.12	CL.11	—
F4	F4209	INTERPRETER BOOTH C	FL.01.01	CE.12	CL.11	—
F4	F4210	INTERPRETER BOOTH D1	FL.01.01	CE.12	CL.11	—
F4	F4211	INTERPRETER BOOTH D2	FL.01.01	CE.12	CL.11	—
F4	F4212	INTERPRETER BOOTH E	FL.01.01	CE.12	CL.11	—
F4	F4213	INTERPRETER BOOTH F	FL.01.01	CE.12	CL.11	—
F4	F4214	INTERPRETER CIRCULATION A	FL.01.01	CE.10	CL.11	—
				CE.08.C		—

F4	F4215	INTERPRETER CIRCULATION B	FL.01.01	CE.10	CL.11	—
				CE.08.C		
F4	F4216	INTERPRETER CIRCULATION CD	FL.01.01	CE.10	CL.11	—
				CE.08.C		
F4	F4217	INTERPRETER CIRCULATION EF	FL.01.01	CE.10	CL.11	—
				CE.08.C		
F4	F4219	ROOM 13 ENTRANCE	FL.01.01	CE.06	CL.02	—
F4	F4220	CONFERENCE ROOM 13	FL.01.01	CE.01	CL.01	—
				CE.05	CL.04	—
				CE.08.C		—
F4	F4221	ROOM 11 ENTRANCE	FL.01.01	CE.06	CL.02	—
F4	F4222	CONFERENCE ROOM 11	FL.01.01	CE.01	CL.01	—
				CE.05	CL.04	—
				CE.08.C		—
F4	F4223	ROOM 9 ENTRANCE	FL.01.01	CE.06	CL.02	—
F4	F4224	CONFERENCE ROOM 9	FL.01.01	CE.01	CL.01	—
				CE.05	CL.04	—
				CE.08.C	CL.04	—
F4	F4225	ROOM 10 ENTRANCE	FL.01.01	CE.06	CL.02	—
F4	F4226	CONFERENCE ROOM 10	FL.01.01	CE.01	CL.01	—
				CE.05	CL.04	—
				CE.08C		—
F4	F4227	ROOM 12 ENTRANCE A	FL.01.01	CE.06	CL.02	—
F4	F4228	ROOM 12 ENTRANCE B	FL.01.01	CE.06	CL.02	—
F4	F4229	CONFERENCE ROOM 12	FL.01.01	CE.01	CL.01	—
				CE.08C	CL.04	—
				CE.05		—
F4	F4300	LOBBY STAIRCASE	—	—	CL.21	—
F4	F4301	PUBLIC CIRCULATION & LOBBY A	FL.05	CE.06	CL.06	—
					CL.21	—
					CL.33	—
					CL.36	—
F4	F4305	PUBLIC TOILET A (F)	FL.09	CE.26.C	CL.09	CL.49.B
					CL.28	—
F4	F4307	PUBLIC TOILET A (M)	FL.09	CE.26.C	CL.09	CL.49.B
					CL.28	—
F4	F4309	WAITING ROOM A	FL.01.01	CE.10	CL.11	—
				CE.08C		—
F4	F4310	WAITING ROOM B	FL.01.01	CE.10	CL.11	—
				CE.08C		—
F4	F4311	WAITING ROOM C	FL.01.01	CE.10	CL.07	—
				CE.08C	CL.33	—
F4	F4312	WAITING ROOM D	FL.01.01	CE.10	CL.07	—
				CE.08C	CL.33	—
F4	F4323	VVIP TOILET A (F)	FL.06.C	CE.26.C	CL.08.C	—
					CL.28	—
F4	F4324	VVIP TOILET A (M)	FL.06.C	CE.26.C	CL.08.C	—
					CL.28	—
F4	F4327	VVIP TOILET (F)	FL.06.C	CE.26.C	CL.08.C	—
					CL.28	—

F4	F4328	VVIP TOILET B (M)	FL.06.C	CE.26.C	CL.08.C	—
					CL.28	—
F4	F4331	VVIP TOILET C (F)	FL.06.C	CE.26.C	CL.08.C	—
					CL.28	—
F4	F4332	VVIP TOILET C (M)	FL.06.C	CE.26.C	CL.08.C	—
					CL.28	—
F4	F4400	COVERED TERRACE A	FL.12.C	CE.09.C		—
F4	F4401	COVERED TERRACE B	FL.12.C	CE.09.C		—
F4	F4500	ELECTRICAL SHAFT A	—	—	—	—
F4	F4504	ICT SHAFT	—	—	—	—
F4	F4506	ICT SHAFT	—	—	—	—
F4	F4511	PLUMBING SHAFT 5	—	—	—	—
F4	F4519	PRESSURISATION SHAFT 2	—	—	—	—
F4	F4520	ST. PRESSURISATION SHAFT 1	—	—	—	—
F4	F4521	PRESSURISATION SHAFT 7&8	—	—	—	—
F4	F4522	PRESSURISATION SHAFT	—	—	—	—
F4	F4527	VVIP LIFT A	—	—	—	—
F4	F4600	STR-A	FL.10.C	CE.12	CL.13	—
F4	F4601	VVIP LIFT LOBBY	FL.06.C	CE.06	CL.12	—
					CL.06	—
F4	F4602	STAFF LOCKER	FL.30.C	CE.08.C	CL.09	—
F4	F4603	FIRE EXTINGUISHER ASSEMBLY-1	—	—	—	—
F4	F4604	ELECTRICAL LOW VOLTAGE SHAFT 1	—	—	—	—
F4	F4605	FIRE EXTINGUISHER ASSEMBLY-1	—	—	—	—
F4	F4606	PLUMBING SHAFT 3	—	—	—	—
F4	F4607	KITCHEN EXHAUST SHAFT	—	—	—	—
F4	F4608	FIRE TOWER LIFT A	—	—	—	—
F4	F4609	VVIP LOUNGE	FL.06.C	CE.06	CL.12	—
F4	F4610	PANTRY	FL.07.C	CE.25	CL.09	—
				CE.08.C		—
F4	F4611	POWDER ROOM	FL.06.C	CE.26.C	CL.08.C	—
					CL.28	—
F4	F4612	VVIP LIFT C	—	—	—	—
F4	F4613	TECHNICAL ROOM AHU C	FL.10.C	CE.15	CL.13	—
F4	F4614	PRESSURISATION SHAFT	—	—	—	—
F4	F4615	STR-B	FL.30.C	CE.12	CL.13	—
F4	F4616	PLUMBING SHAFT	—	—	—	—
F4	F4617	CHILLER WATER PIPE SHAFT 1	—	—	—	—
F4	F4618	GARBAGE CHUTE	—	—	—	—
F4	F4619	FIRE EXTINGUISHER ASSEMBLY-2	—	—	—	—
F4	F4620	FIRE EXTINGUISHER ASSEMBLY-2	—	—	—	—
F4	F4621	ELECTRICAL SHAFT	—	—	—	—
F4	F4622	PUBLIC TOILET A (PH)	FL.09	CE.26.C	CL.09	CL.49.B
					CL.28	—
F4	F4623	FIRE EXTINGUISHER ASSEMBLY-2	—	—	—	—
F4	F4624	PLUMBING SHAFT	—	—	—	—

F4	F4625	HVAC SMOKE EXHAUST SHAFT	-	-	-	-
F4	F4626	LIFT LOBBY PRESSURISATION SHAFT	-	-	-	-
F4	F4627	CHILLER WATER PIPE SHAFT 4	-	-	-	-
F4	F4628	SMOKE EXHAUST SHAFT	-	-	-	-
F4	F4629	HVAC EXHAUST SHAFT	-	-	-	-
F4	F4630	PLUMBING SHAFT 6	-	-	-	-
F4	F4631	STORAGE	FL.10.C	CE.15	CL.13	-
F4	F4632	PLUMBING SHAFT	-	-	-	-
F4	F4633	ELECTRICAL LOW VOLTAGE SHAFT 2	-	-	-	-
F4	F4634	FIRE EXTINGUISHER ASSEMBLY-2	-	-	-	-
F4	F4635	LIFT LOBBY PRESSURISATION SHAFT	-	-	-	-
F4	F4636	VVIP LIFT SHAFT	-	-	-	-
F4	F4637	PLUMBING SHAFT 2	-	-	-	-
F4	F4638	PLUMBING SHAFT 1	-	-	-	-
F4	F4639	ICT SHAFT	-	-	-	-
F4	F4640	JANITOR CLOSET	FL.09	CE.15	CL.28.C	CL.09
F4	F4641	TECHNICAL AHU	FL.10.C	CE.15	CL.13	-
F4	F4642	TECHNICAL ROOM AHU	FL.10.C	CE.15	CL.13	-
F4	F4643	FIRE EXTINGUISHER ASSEMBLY-1	-	-	-	-
F4	F4644	TECHNICAL AHU	FL.10.C	CE.15	CL.13	-
F4	F4645	ELECTRICAL SHAFT	-	-	-	-
F4	F4646	ELECTRICAL LOW VOLTAGE SHAFT 3	-	-	-	-
F4	F4647	PLUMBING SHAFT 4	-	-	-	-
F4	F4648	FIRE EXTINGUISHER ASSEMBLY-1	-	-	-	-
F4	F4650	STAFF CIRCULATION -B	FL.06.C	CE.06	CL.13	-
F4	F4651	JANITOR CLOSET	FL.09	CE.15	CL.28.C	CL.09
F4	F4652	LIFT SHAFT	-	-	-	-
F4	F4653	JANITOR CLOSET	FL.09	CE.15	CL.28.C	CL.09
F4	F4654	ELECTRICAL SHAFT	-	-	-	-
F4	F4670	CHILLER WATER PIPE SHAFT 2	-	-	-	-
F4	F4671	LIFT LOBBY PRESSURISATION SHAFT 7	-	-	-	-
F4	F4672	FIRE LIFT E	-	-	-	-
F4	F4673	FIRE EXTINGUISHER ASSEMBLY 1	-	-	-	-
F4	F4674	LIFT LOBBY E	FL.30.C	CE.15	CL.13	-
F4	F4675	LIFT LOBBY D	FL.30.C	CE.15	CL.13	-
F4	F4676	LIFT LOBBY PRESS. SHAFT	-	-	-	-
F4	F4677	LIFT LOBBY PRESSURISATION SHAFT 9	-	-	-	-
F4	F4678	FIRE LIFT A	-	-	-	-
F4	F4679	STAIRCASE PRESSURISATION SHAFT 1	-	-	-	-
F4	F4680	LIFT LOBBY A	FL.30.C	CE.15	CL.13	-
F4	F4681	LIFT LOBBY PRESSURISATION SHAFT 1	-	-	-	-
F4	F4682	LIFT LOBBY PRESSURISATION SHAFT 3	-	-	-	-

F4	F4683	MOBILE PART CLOSET	FL.01.01	—		—
F4	F4684	LIFT LOBBY G	FL.30.C	CE.15	CL.13	—
F4	F4685	LIFT LOBBY PRESS SHAFT 4	—	—	—	—
F4	F4686	ICT SHAFT	—	—	—	—
F4	F4687	AHU	FL.10.C	CE.15	CL.13	—
F4	F4688	DRINKING WATER COOLER	FL.09	CE.15	CL.13	—
F4	F4689	FIRE EXTINGUISHER ASSEMBLY-1	—	—	—	—
F4	F4690	GREASE TRAP	FL.10.C	CE.15	CL.13	—

FIFTH FLOOR

LEVEL	ROOM NUMBER	ROOM NAME	FLOOR FINISH	CEILING FINISH	WALL FINISH	SKIRTING
F5	F5000	COFFEE AREA	FL.09	CE.05	CL.13	—
F5	F5001	COPY CENTER	FL.01.03	CE.05	CL.13	—
F5	F5003	MDC	FL.18.C	CE.12	CL.13	—
F5	F5004	GM OFFICE	FL.01.03	CE.05	CL.13	—
F5	F5005	HALLWAY CIRC A	FL.01.03	CE.05	CL.33	—
F5	F5006	HALLWAY CIRC B	FL.01.03	CE.05	CL.33	—
F5	F5007	MGMT HALL 1	FL.01.03	CE.05	CL.33	—
F5	F5008	MGMT HALL 2	FL.01.03	CE.05	CL.33	—
F5	F5009	MGMT HALL 3	FL.01.03	CE.05	CL.33	—
F5	F5010	MGMT OFFICE 1	FL.01.03	CE.05	CL.13	—
F5	F5011	MGMT OFFICE 2	FL.01.03	CE.05	CL.13	—
F5	F5012	MGMT OFFICE 3	FL.01.03	CE.05	CL.13	—
F5	F5013	MGMT TOI M	FL.09	CE.26.C	CL.09	CL.49.B
					CL.28	
F5	F5014	MEETING RM 1	FL.01.03	CE.05	CL.13	—
F5	F5015	MEETING RM 10	FL.01.03	CE.05	CL.13	—
F5	F5016	MEETING RM 2	FL.01.03	CE.05	CL.13	—
F5	F5017	MEETING RM 3	FL.01.03	CE.05	CL.13	—
F5	F5018	MEETING RM 4	FL.01.03	CE.05	CL.13	—
F5	F5019	MEETING RM 5 CONVERTIBLE	FL.01.03	CE.05		—
F5	F5020	MEETING RM 6 CONVERTIBLE	FL.01.03	CE.05		—
F5	F5021	MEETING RM 7	FL.01.03	CE.05	CL.13	—
F5	F5022	MEETING RM 8	FL.01.03	CE.05	CL.13	—
F5	F5024	OFFICE RECEP	FL.01.03	CE.05	CL.13	—
F5	F5025	OPEN SPACE-A	FL.01.03	CE.05	CL.13	—
F5	F5026	OCC	FL.10.C	CE.05	CL.13	—
F5	F5027	PH. BOOTH 1	FL.01.03	CE.05	CL.11	—
F5	F5028	PH. BOOTH 2	FL.01.03	CE.05	CL.11	—
F5	F5029	PH. BOOTH 3	FL.01.03	CE.05	CL.11	—
F5	F5030	PH. BOOTH 4	FL.01.03	CE.05	CL.11	—
F5	F5033	STAFF TOI. (F)	FL.07.C	CE.26.C	CL.31.C	CL.49.B
					CL.28	
F5	F5035	STAFF TOI. (M)	FL.07.C	CE.26.C	CL.31.C	CL.49.B
					CL.28	
F5	F5036	WAITING AREA	FL.01.03	CE.05	CL.11	—
F5	F5037	J.C	FL.09	CE.15	CL.28.C	CL.09
F5	F5101	ELECTRICAL RM A	FL.30.C	CE.15	CL.13	—
F5	F5102	ELECTRICAL. RM B & FPS RM	FL.10.C	CE.15	CL.13	—
F5	F5103	TECH AHU	FL.10.C	CE.15	CL.13	—
F5	F5104	EMERGENCY EXIT A	FL.30.C	CE.15	CL.13	—
F5	F5105	EVAC CORE A	FL.29.C	CE.15	CL.13	—
F5	F5106	EVAC CORE G	FL.29.C	CE.15	CL.13	—
F5	F5107	EVAC CORE B	FL.29.C	CE.15	CL.13	—
F5	F5108	EVAC CORE D	FL.29.C	CE.15	CL.13	—
F5	F5109	EVAC CORE E	FL.29.C	CE.15	CL.13	—
F5	F5111	FIRE LIFT E	—	—	—	—
F5	F5112	SEC ICT TECH RM F5-A	FL.10.C	CE.15	CL.13	—
F5	F5114	PUBLIC LIFT	—	—	—	—
F5	F5115	KITCHEN TOI. (F)	FL.07.C	CE.26.C	CL.31.C	CL.49.B
					CL.28	
F5	F5118	FIRE LIFT G	—	—	—	—
F5	F5120	PUBLIC LIFT A	—	—	—	—
F5	F5121	PUBLIC LIFT B	—	—	—	—
F5	F5122	PUBLIC LIFT C	—	—	—	—
F5	F5123	PUBLIC LIFT D	—	—	—	—
F5	F5125	SERVICE LIFT LOBBY	FL.30.C	CE.15	CL.13	—

F5	F5126	SERVICE LIFT A	—	—	—	—
F5	F5127	SERVICE LIFT B	—	—	—	—
F5	F5131	STAFF CIRC C	FL.30.C	CE.15	CL.13	—
F5	F5133	STAFF TOI. (F)	FL.07.C	CE.26.C	CL.31.C	CL.49.B
					CL.28	
F5	F5134	STAFF TOI. (M)	FL.07.C	CE.26.C	CL.31.C	CL.49.B
					CL.28	
F5	F5135	STORAGE	FL.30.C	CE.15	CL.13	—
F5	F5136	TECH AHU RM A	FL.10.C	CE.15	CL.13	—
F5	F5137	VVIP LIFT SHAFT	—	—	—	—
F5	F5301	KITCHEN 1	FL.07.C	CE.22	CL.09	—
				CE.08.C		—
F5	F5303	SCRUB ROOM	FL.07	CE.07	CL.31	—
F5	F5304	SCRUB ROOM	FL.07	CE.07	CL.31	—
F5	F5306	LOBBY ESCALATORS	FL.05	CE.06		—
F5	F5307	LOUNGES	FL.01.03	CE.10	CL.33	—
				CE.08.C		—
F5	F5308	PUBLIC CIRC AND LOBBY	FL.05	CE.06	CL.06	—
					CL.36	—
F5	F5309	PUBLIC LIFT LOBBY	FL.05	CE.06	CL.21	—
					CL.33	—
					CL.06	—
F5	F5310	PUBLIC TOI. A CIRC	FL.05	CE.15	CL.13	—
F5	F5311	PUBLIC TOI (M)	FL.09	CE.26.C	CL.09	CL.49.B
					CL.28	—
F5	F5313	PUBLIC TOI (F)	FL.09	CE.26.C	CL.09	CL.49.B
					CL.28	—
F5	F5314	PUB TOI. B (F)	FL.09	CE.26.C	CL.09	CL.49.B
					CL.28	—
F5	F5315	PUB TOI. B (M)	FL.09	CE.26.C	CL.09	CL.49.B
					CL.28	—
F5	F5400	COVERED TERRACE	FL.12.C	CE.09.C	CL.15.C	—
F5	F5500	ELECTRICAL SHAFT	—	—	—	—
F5	F5502	ELECTRICAL SHAFT	—	—	—	—
F5	F5504	ICT SHAFT	—	—	—	—
F5	F5505	ICT SHAFT C	—	—	—	—
F5	F5527	LIFT LOBBY PRESS SHAFT 9	—	—	—	—
F5	F5528	PRESS SHAFT	—	—	—	—
F5	F5529	PRESS SHAFT 3	—	—	—	—
F5	F5534	VOID	—	—	—	—
F5	F5535	VOID	—	—	—	—
F5	F5536	VOID	—	—	—	—
F5	F5540	VOID	—	—	—	—
F5	F5542	VVIP LIFT SHAFT	—	—	—	—
F5	F5600	STR-A	FL.10.C	CE.12	CL.13	—
F5	F5602	STAFF LOCKER	FL.07.C	CE.08.C	CL.09	—
F5	F5603	LIFT LOBBY PRESS SHAFT 3	—	—	—	—
F5	F5604	ELV SHAFT 1	—	—	—	—
F5	F5605	PHE SHAFT 3	—	—	—	—
F5	F5606	OPEN SPACE-B	FL.01.03	CE.05	CL.13	—
F5	F5607	PHE SHAFT 6	—	—	—	—
F5	F5609	AHU RM B	FL.10.C	CE.15	CL.13	—
F5	F5610	VVIP LIFT SHAFT	—	—	—	—
F5	F5611	GARBAGE CHUTE	—	—	—	—
F5	F5612	FIRE LIFT D	—	—	—	—
F5	F5613	CYLINDER RM	FL.30.C	CE.15	CL.13	—
F5	F5614	PHE SHAFT 5	—	—	—	—
F5	F5615	CHWP SHAFT 1	—	—	—	—
F5	F5616	PRESS SHAFT 5 & 6	—	—	—	—
F5	F5617	SCRUB ROOM	FL.07	CE.07	CL.31	—
F5	F5618	FEA-2	—	—	—	—

F5	F5619	FEA-2	—	—	—	—
F5	F5620	FEA-2	—	—	—	—
F5	F5621	ELV SHAFT 2	—	—	—	—
F5	F5622	LIFT LOBBY PRESS SHAFT	—	—	—	—
F5	F5623	FEA 1	—	—	—	—
F5	F5624	CHWP SHAFT 2	—	—	—	—
F5	F5625	PHE SHAFT 1	—	—	—	—
F5	F5626	AHU RM	FL.10.C	CE.15	CL.13	—
F5	F5628	AHU RM	FL.10.C	CE.15	CL.13	—
F5	F5629	ST PRESS SHAFT	—	—	—	—
F5	F5630	PHE SHAFT 2	—	—	—	—
F5	F5631	FEA-1	—	—	—	—
F5	F5632	FEA-2	—	—	—	—
F5	F5633	PHE SHAFT 4	—	—	—	—
F5	F5634	ELECTRICAL SHAFT	—	—	—	—
F5	F5635	ICT SHAFT	—	—	—	—
F5	F5636	HVAC SMOKE EXHAUST SHAFT	—	—	—	—
F5	F5637	KITCHEN EXHAUST SHAFT	—	—	—	—
F5	F5638	TECH AHU	FL.10.C	CE.15	CL.13	—
F5	F5639	HVAC EX SHAFT	—	—	—	—
F5	F5640	HVAC EX SHAFT	—	—	—	—
F5	F5641	CHWP SHAFT 4	—	—	—	—
F5	F5642	MGMT TOI F	FL.09	CE.26.C	CL.09 CL.28	CL.49.B
F5	F5643	LIFT LOBBY PRESS SHAFT	—	—	—	—
F5	F5644	FIRE LIFT E	—	—	—	—
F5	F5645	FEA-1	—	—	—	—
F5	F5646	LIFT LOBBY D	FL.30.C	CE.15	CL.13	—
F5	F5647	LV SHAFT	—	—	—	—
F5	F5648	PRESS SHAFT 2	—	—	—	—
F5	F5649	FIRE LIFT A	—	—	—	—
F5	F5650	LIFT LOBBY PRESS SHAFT	—	—	—	—
F5	F5651	LIFT LOBBY PRESS SHAFT 2	—	—	—	—
F5	F5652	PRESS SHAFT 1	—	—	—	—
F5	F5654	LIFT LOBBY E	FL.10.C	CE.15	CL.13	—
F5	F5655	LIFT LOBBY A	FL.30.C	CE.15	CL.13	—
F5	F5656	LIFT LOBBY G	FL.30.C	CE.15	CL.13	—
F5	F5657	LIFT LOBBY PRESS SHAFT 8	—	—	—	—
F5	F5658	FEA-1	—	—	—	—
F5	F5659	ICT SHAFT	—	—	—	—
F5	F5660	J.C	FL.09	CE.15	CL.28.C	CL.09
F5	F5661	J.C	FL.09	CE.15	CL.28.C	CL.09
F5	F5662	J.C	FL.09	CE.15	CL.28.C	CL.09
F5	F5663	ELECTRICAL SHAFT	—	—	—	—
F5	F5665	EMERGENCY EXIT B	FL.05	CE.08.C	CL.13	—
F5	F5666	LIFT LOBBY PRESS SHAFT	—	—	—	—
F5	F5667	DRINKING WATER AREA	FL.09	—	CL.13	—
F5	F5668	DB ROOM	FL.10.C	CE.15	CL.13	—
F5	F5668	KITCHEN TOI. (M)	FL.07.C	CE.26.C	CL.31.C	CL.49.B
					CL.28	

SIXTH FLOOR

LEVEL	ROOM NUMBER	ROOM NAME	FLOOR FINISH	CEILING FINISH	WALL FINISH	SKIRTING
F6	F6100	ARTIST CIRCULATION	FL.30.C	CE.25	CL.33	–
				CE.08.C		–
F6	F6102	BACK STAGE	FL.09	CE.10	CL.07	–
F6	F6104	ELECTRICAL ROOM A	FL.10.C	CE.15	CL.13	–
F6	F6106	ELECTRICAL ROOM C	FL.29.C	CE.15	CL.13	–
F6	F6107	EVACUATION CORE A	FL.29.C	CE.15	CL.13	–
F6	F6108	EVACUATION CORE G	FL.29.C	CE.15	CL.13	–
F6	F6109	EVACUATION CORE B	FL.29.C	CE.15	CL.13	–
F6	F6110	EVACUATION CORE D	FL.29.C	CE.15	CL.13	–
F6	F6111	EVACUATION CORE E	FL.29.C	CE.15	CL.13	–
F6	F6113	FIRE TOWER LIFT A	–	–	–	–
F6	F6120	LOADING LIFT A	–	–	–	–
F6	F6124	SERVICE LIFT LOBBY	FL.30.C	CE.15	CL.13	–
F6	F6125	SERVICE LIFT A	–	–	–	–
F6	F6126	SERVICE LIFT B	–	–	–	–
F6	F6129	STAFF CIRCULATION	FL.30.C	CE.15	CL.13	–
F6	F6131	STAFF CIRCULATION C	FL.06.C	CE.05	CL.01	–
F6	F6134	STAFF TOILET (F)	FL.07.C	CE.26.C	CL.31.C	CL.49.B
					CL.28	–
F6	F6136	STAFF TOILET (M)	FL.07.C	CE.26.C	CL.31.C	CL.49.B
					CL.28	–
F6	F6137	SECURITY PERSONNEL ROOM	FL.30.C	CE.15	CL.13	–
F6	F6200	GRAND BALL ROOM	FL.01.02	CE.18	CL.01	–
				CE.05	CL.02	–
F6	F6300	BAR	FL.12.C	CE.09.C	CL.33	–
F6	F6301	EMERGENCY EXIT A	FL.01.02	CE.05	CL.13	–
F6	F6302	EMERGENCY EXIT B	FL.01.02	CE.05	CL.13	–
F6	F6303	EMERGENCY EXIT C	FL.01.02	CE.05	CL.13	–
F6	F6304	GRAND BALL ENTRANCE A	FL.01.02	CE.05	CL.07	–
F6	F6305	GRAND BALL ENTRANCE B	FL.01.02	CE.05	CL.07	–
F6	F6306	GRAND BALL ENTRANCE C	FL.01.02	CE.05	CL.07	–
F6	F6307	SKY LOBBY	FL.05	CE.09.C	CL.07	–
				CE.05	CL.15	–
F6	F6309	PUBLICTOI. A (M)	FL.09	CE.26.C	CL.09	CL.49.B
					CL.28	–
F6	F6310	PUBLICTOI. A (F)	FL.09	CE.26.C	CL.09	CL.49.B
					CL.28	–
F6	F6312	VVIP LOUNGE B	FL.06.C	CE.06	CL.08.C	–
F6	F6313	PWDR ROOM	FL.06.C	CE.26.C	CL.08.C	–
F6	F6400	COCKTAIL EXTERIOR AREA	FL.12.C	CE.09.C	CL.33	–

F6	F6500	ELECTRICAL ROOM	FL.10.C	CE.15	CL.13	–
F6	F6513	LIFT LOBBY PRESSURISATION SHAFT 9	–	–	–	–
F6	F6514	PRESSURISATION SHAFT 5&6	–	–	–	–
F6	F6516	PRESSURISATION SHAFT 2	–	–	–	–
F6	F6517	PRESSURISATION SHAFT	–	–	–	–
F6	F6519	VOID	–	–	–	–
F6	F6520	VOID	–	–	–	–
F6	F6521	VOID	–	–	–	–
F6	F6524	ICT SHAFT	–	–	–	–
F6	F6539	VVIP LIFT B	–	–	–	–
F6	F6540	VVIP LIFT A	–	–	–	–
F6	F6600	STR-A	FL.10.C	CE.12	CL.13	–
F6	F6601	VVIP LIFT LOBBY	FL.06.C	CE.06	CL.12	–
					CL.06	–
F6	F6602	STAFF LOCKER	FL.07.C	CE.08.C	CL.09	–
F6	F6603	AHU	FL.10.C	CE.15	CL.13	–
F6	F6604	STR-B	FL.10.C	CE.12	CL.13	–
F6	F6605	FIRE EXTINGUISHER ASSEMBLY-1	–	–	–	–
F6	F6606	FIRE TOWER LIFT D	–	–	–	–
F6	F6607	FIRE EXTINGUISHER ASSEMBLY-1	–	–	–	–
F6	F6608	PUBLIC TOILET (M)	FL.09	CE.26.C	CL.09	CL.49.B
					CL.28	–
F6	F6609	PUBLIC TOILET (F)	FL.09	CE.26.C	CL.09	CL.49.B
					CL.28	–
F6	F6610	SCRUBBER SHAFT	–	–	–	–
F6	F6611	ELECTRICAL LOW VOLTAGE SHAFT 1	–	–	–	–
F6	F6612	MECHANICAL ROOM	FL.10.C	CE.15	CL.13	–
F6	F6613	PANTRY	FL.07.C	CE.25	CL.09	–
				CE.08.C		
F6	F6614	SERVERY	FL.30.C	CE.25	CL.09	–
				CE.08.C		
F6	F6615	ARTIST LOUNGE	FL.26	CE.10	CL.07	–
				CE.08.C		
F6	F6616	TOILET (F)	FL.09	CE.26.C	CL.09	CL.49.B
					CL.28	–
F6	F6617	TOILET (M)	FL.09	CE.26.C	CL.09	CL.49.B
					CL.28	–
F6	F6618	FIRE EXTINGUISHER ASSEMBLY 2	–	–	–	–
F6	F6619	PLUMBING SHAFT 5	–	–	–	–
F6	F6620	HVAC SMOKE EXHAUST SHAFT	–	–	–	–
F6	F6621	LIFT LOBBY PRESSURISATION SHAFT 2	–	–	–	–
F6	F6622	PLUMBING SHAFT 6	–	–	–	–

F6	F6623	ICT SHAFT 2	-	-	-	-
F6	F6624	FIRE EXTINGUISHER ASSEMBLY-2	-	-	-	-
F6	F6625	FIRE EXTINGUISHER ASSEMBLY-2	-	-	-	-
F6	F6626	JANITOR CLOSET	FL.09	CE.15	CL.28.C	CL.09
F6	F6627	GARBAGE CHUTE	-	-	-	-
F6	F6628	JANITOR CLOSET	FL.09	CE.15	CL.28.C	CL.09
F6	F6629	PRESSURISATION SHAFT	-	-	-	-
F6	F6630	ELECTRICAL SHAFT	-	-	-	-
F6	F6631	CHILLER WATER PIPE SHAFT	-	-	-	-
F6	F6632	ICT SHAFT	-	-	-	-
F6	F6633	ELECTRICAL SHAFT	-	-	-	-
F6	F6635	VVIP LOUNGE	FL.06.C	CE.06	CL.12.C	-
F6	F6636	VVIP LIFT	-	-	-	-
F6	F6637	PUBLIC LIFT	-	-	-	-
F6	F6638	PWDR ROOM	FL.06.C	CE.26.C	CL.08.C	-
F6	F6640	FIRE EXTINGUISHER ASSEMBLY 2	-	-	-	-
F6	F6641	LIFT LOBBY PRESSURISATION SHAFT	-	-	-	-
F6	F6642	PLUMBING SHAFT 1	-	-	-	-
F6	F6643	ICT SHAFT	-	-	-	-
F6	F6644	CHILLER WATER PIPE SHAFT 2	-	-	-	-
F6	F6645	FIRE EXTINGUISHER ASSEMBLY-1	-	-	-	-
F6	F6646	PLUMBING SHAFT 2	-	-	-	-
F6	F6647	LV SHAFT 3	-	-	-	-
F6	F6648	ELECTRICAL SHAFT	-	-	-	-
F6	F6649	FIRE EXTINGUISHER ASSEMBLY-1	-	-	-	-
F6	F6650	PLUMBING SHAFT 4	-	-	-	-
F6	F6651	KITCHEN EXH. SHAFT	-	-	-	-
F6	F6652	LIFT LOBBY PRESSURISATION SHAFT	-	-	-	-
F6	F6653	PUBLIC TOILET (M)	FL.09	CE.26.C	CL.09	CL.49.B
					CL.28	-
F6	F6654	PLUMBING SHAFT 3	-	-	-	-
F6	F6655	PUBLIC TOILET (F)	FL.09	CE.26.C	CL.09	CL.49.B
					CL.28	-
F6	F6656	HVAC EXHAUST SHAFT	-	-	-	-
F6	F6657	SMOKE EXHAUST SHAFT 2	-	-	-	-
F6	F6658	CHILLER WATER PIPE SHAFT 4	-	-	-	-
F6	F6659	LIFT LOBBY D	FL.06.C	CE.15	CL.13	-
F6	F6660	FIRE LIFT A	-	-	-	-
F6	F6662	LIFT LOBBY PRESSURISATION SHAFT 1	-	-	-	-
F6	F6663	LIFT LOBBY A	FL.30.C	CE.15	CL.13	-
F6	F6664	LIFT LOBBY PRESSURISATION SHAFT 3	-	-	-	-

F6	F6665	LIFT LOBBY G	FL.30.C	CE.15	CL.13	–
F6	F6667	LIFT LOBBY PRESSURISATION SHAFT 7	–	–	–	–
F6	F6668	FIRE LIFT E	–	–	–	–
F6	F6669	LIFT LOBBY PRESSURISATION SHAFT 8	–	–	–	–
F6	F6670	STAIR PRESSURISATION SHAFT	–	–	–	–
F6	F6671	ST PRESSURISATION SHAFT 1	–	–	–	–
F6	F6672	FIRE EXTINGUISHER ASSEMBLY-1	–	–	–	–
F6	F6673	ICT SHAFT	–	–	–	–
F6	F6674	LIFT LOBBY A	FL.30.C	CE.15	CL.13	–
F6	F6675	LIFT LOBBY E	FL.30.C	CE.15	CL.13	–
F6	F6676	SPARE ROOM	FL.10.C	CE.15	CL.13	–
F6	F6677	JANITOR CLOSET	FL.09	CE.15	CL.28.C	CL.09
F6	F6678	JANITOR CLOSET	FL.09	CE.15	CL.28.C	CL.09
F6	F6679	DRINKING WATER COOLER	FL.09	CE.15	CL.13	–
F6	F6680	FIRE EXTINGUISHER ASSEMBLY 1	–	–	–	–

SEVENTH FLOOR

LEVEL	ROOM NUMBER	ROOM NAME	FLOOR FINISH	CEILING FINISH	WALL FINISH	SKIRTING
F7	F7100	ELECTRICAL ROOM A	FL.10.C	CE.15	CL.13	—
F7	F7101	ELECTRICAL ROOM B	FL.10.C	CE.15	CL.13	—
F7	F7102	EVACUATION CORE A	FL.29.C	CE.15	CL.13	—
F7	F7103	EVACUATION CORE G	FL.29.C	CE.15	CL.13	—
			—	—	—	—
F7	F7104	EVACUATION CORE B	FL.29.C	CE.15	CL.13	—
F7	F7105	EVACUATION CORE D	FL.29.C	CE.15	CL.13	—
			—	—	—	—
F7	F7106	EVACUATION CORE E	FL.29.C	CE.15	CL.13	—
			—	—	—	—
F7	F7108	FIRE TOWER LIFT D	—	—	—	—
F7	F7113	LOADING LIFT A	—	—	—	—
F7	F7116	SERVICE LIFT LOBBY	FL.30.C	CE.15	CL.13	—
F7	F7118	SERVICE LIFT B	—	—	—	—
F7	F7119	STAFF CIRCULATION A	FL.30.C	CE.15	CL.13	—
F7	F7124	TECHNICAL AHU RM A	FL.10.C	CE.15	CL.13	—
F7	F7125	TECHNICAL AHU RM B	FL.10.C	CE.15	CL.13	—
F7	F7127	TV STATION ROOM 02	FL.01.01	CE.10	CL.11	—
				CE.08.C	—	—
F7	F7200	CTRL ROOM A	FL.01.03	CE.12	CL.11	—
F7	F7201	CTRL ROOM B	FL.01.03	CE.12	CL.11	—
F7	F7202	CTRL ROOM C	FL.01.03	CE.12	CL.11	—
F7	F7204	INTERPRETER BOOTH A	FL.01.03	CE.12	CL.11	—
F7	F7205	INTERPRETER BOOTH B	FL.01.03	CE.12	CL.11	—
F7	F7206	INTERPRETER BOOTH C	FL.01.03	CE.12	CL.11	—
F7	F7207	INTERPRETER BOOTH D	FL.01.03	CE.12	CL.11	—
F7	F7208	INTERPRETER BOOTH E	FL.01.03	CE.12	CL.11	—
F7	F7209	INTERPRETER BOOTH F	FL.01.03	CE.12	CL.11	—
F7	F7210	INTERPRETER BOOTH G	FL.01.03	CE.12	CL.11	—
F7	F7211	INTERPRETER BOOTH H	FL.01.03	CE.12	CL.11	—
F7	F7212	INTERPRETER BOOTH I	FL.01.03	CE.12	CL.11	—
F7	F7213	INTERPRETER BOOTH J	FL.01.03	CE.12	CL.11	—
F7	F7214	INTERPRETER BOOTH K	FL.01.03	CE.12	CL.11	—
F7	F7215	INTERPRETER BOOTH L	FL.01.03	CE.12	CL.11	—
F7	F7216	INTERPRETER BOOTH M	FL.01.03	CE.12	CL.11	—
F7	F7217	INTERPRETER BOOTH N	FL.01.03	CE.12	CL.11	—
F7	F7218	INTERPRETER CIRC	FL.26	CE.10	CL.13	—
				CE.08.C	—	—
F7	F7219	INTERPRETER TOI. A (F)	FL.09	CE.26.C	CL.09	CL.49.B
					CL.28	—
F7	F7220	INTERPRETER TOI. A (M)	FL.09	CE.26.C	CL.09	CL.49.B
					CL.28	—
F7	F7222	INTERPRETER TOI. (F)	FL.09	CE.26.C	CL.09	CL.49.B
					CL.28	—
F7	F7224	INTERPRETER TOI. (M)	FL.09	CE.26.C	CL.09	CL.49.B
					CL.28	—
F7	F7505	ICT SHAFT C	—	—	—	—
F7	F7513	LIFT LOBBY PRESSURISATION SHAFT 1	—	—	—	—
F7	F7514	LIFT LOBBY PRESSURISATION SHAFT	—	—	—	—
F7	F7515	PRESSURISATION SHAFT 5 & 6	—	—	—	—
F7	F7517	PRESSURISATION SHAFT	—	—	—	—
F7	F7600	MEDIA FAÇADE EQUIP ROOM	FL.10.C	CE.15	CL.13	—
F7	F7601	ELECTRICAL LOW VOLTAGE SHAFT 1	—	—	—	—

F7	F7602	CHILLER WATER PIPE SHAFT 1				
F7	F7603	PLUMBING SHAFT 4				
F7	F7604	KITCHEN EXHAUST SHAFT				
F7	F7605	PLUMBING SHAFT 5				
F7	F7607	FIRE TOWER LIFT LOBBY	FL.29.C	CE.15	CL.13	
F7	F7608	STR-B	FL.10.C	CE.12	CL.13	
F7	F7609	MEDIA FAÇADE EQUIP ROOM	FL.10.C	CE.15	CL.13	
F7	F7610	FIRE EXTINGUISHER ASSEMBLY -1				
F7	F7611	HVAC SMOKE EXHAUST SHAFT				
F7	F7612	FIRE EXTINGUISHER ASSEMBLY-1				
F7	F7613	ELECTRICAL SHAFT				
F7	F7614	FIRE TOWER LIFT A				
F7	F7615	SERVICE LIFT A				
F7	F7616	LOUNGE	FL.01.03	CE.10	CL.13	
				CE.08.C		
F7	F7617	VVIP LIFT				
F7	F7618	LIFT LOBBY PRESSURISATION SHAFT 3				
F7	F7619	GARBAGE CHUTE				
F7	F7620	PLUMBING SHAFT 6				
F7	F7621	ELECTRICAL LOW VOLTAGE SHAFT 2				
F7	F7622	ICT SHAFT				
F7	F7623	ELECTRICAL SHAFT				
F7	F7624	PRESSURISATION SHAFT 7 & 8				
F7	F7625	AHU ROOM	FL.10.C	CE.15	CL.13	
F7	F7626	FIRE EXTINGUISHER ASSEMBLY-2				
F7	F7627	FIRE EXTINGUISHER ASSEMBLY-2				
F7	F7628	FIRE EXTINGUISHER ASSEMBLY-1				
F7	F7629	ELECTRICAL SHAFT				
F7	F7630	PUBLIC LIFT				
F7	F7631	STR ROOM	FL.10.C	CE.12	CL.13	
F7	F7632	LOBBY PRESSURISATION SHAFT				
F7	F7633	SATELLITE EQUIPMENT ROOM	FL.30.C	CE.15	CL.13	
F7	F7634	TECHNICAL AHU RM B	FL.10.C	CE.15	CL.13	
F7	F7635	MEDIA FAÇADE EQUIP ROOM	FL.10.C	CE.15	CL.13	
F7	F7636	STR-A	FL.10.C	CE.12	CL.13	
F7	F7637	ELECTRICAL LOW VOLTAGE SHAFT 3				
F7	F7638	FIRE EXTINGUISHER ASSEMBLY-1				
F7	F7639	ICT SHAFT				
F7	F7640	CHILLER WATER PIPE SHAFT 2				
F7	F7641	CHILLER WATER PIPE SHAFT 4				
F7	F7642	SMOKE EXHAUST SHAFT				
F7	F7643	SMOKE EXHAUST SHAFT				
F7	F7644	PLUMBING SHAFT 2				
F7	F7645	PLUMBING SHAFT 1				
F7	F7664	ST PRESSURISATION SHAFT 2				
F7	F7665	LIFT LOBBY PRESSURISATION				

		SHAFT 2				
F7	F7666	LOBBY PRESSURISATION SHAFT			-	-
F7	F7668	STAIRCASE PRESSURISATION SHAFT 1			-	-
F7	F7669	LIFT LOBBY PRESSURISATION SHAFT 1			-	-
F7	F7670	LIFT LOBBY PRESSURISATION SHAFT 8			-	-
F7	F7672	FIRE TOWER LIFT LOBBY	FL.29.C	CE.15	CL.13	-
F7	F7673	FIRE TOWER LIFT LOBBY	FL.29.C	CE.15	CL.13	-
F7	F7674	ICT SHAFT				-
F7	F7681	ST PRESSURISATION SHAFT				-
F7	F7682	FIRE TOWER LIFT A				-
F7	F7683	FIRE TOWER LIFT E				-
F7	F7684	FIRE EXTINGUISHER ASSEMBLY-2				-
F7	F7687	ST PRESSURISATION SHAFT				-
F7	F7688	SCRUBBER SHAFT				-
F7	F7689	SPARE	FL.10.C	CE.15	CL.13	-
F7	F7690	JANITOR CLOSET	FL.09	CE.15	CL.28.C	CL.09
F7	F7691	ELV CIRCULATION		CE.15		-
F7	F7693	LIFT LOBBY A	FL.30.C	CE.15	CL.13	-
F7	F7694	LIFT LOBBY E	FL.30.C	CE.15	CL.13	-
F7	F7695	DRINKING WATER	FL.09	CE.15	CL.13	-